



Nautilus[®]

Designs

www.nautilusdesigns.co.uk

FURNITURE 2023



EXCEPT
COMMERCIAL DESKING,
CONTRACT FURNITURE & RBUK
MOQs APPLY



ON STOCKED LINES
ORDERS
PLACED
BEFORE 1PM



RBUK[®]

Hardware

Part of Nautilus Designs

www.rbuk.co.uk

SHELVING & STORAGE 2023




Tel: 44 (0) 121 502 7460
Fax: 44 (0) 121 502 7348
sales@nautilusdesigns.co.uk
www.nautilusdesigns.co.uk

Contents

Welcome About Us, Services, Symbols Explained	4-5
Mesh Seating	6-35
Managers Seating	36-57
Task/Operator Seating	58-66
Accessories for Seating	67
Visitor/Boardroom Seating	68-77
Industrial/Conference Seating	78-85
Reception Seating	86-93
Custom Upholstery Fabric Swatches	94-95
Commercial Desking	96-99
Versa Tables	100-101
Home Office Collection	102-107
Contract Collection	108-127
Shelving & Storage Solutions	1a-24a
Shopfittings Solutions	25a-26a

Legal Disclaimer All information including prices are correct at time of publishing. It may be necessary to change prices either up or down, from time to time. Any price changes will be confirmed to you at the time of ordering. Every reasonable care has been taken to ensure that descriptions and colour matching are accurate. However, all measurements quoted are approximate and the reproduction of colours is as accurate as photographic and publishing processes will allow. If a product is recalled for any reason, you will be contacted. Please refer to our website for full terms & conditions of sale - www.nautilusdesigns.co.uk/terms-conditions/



**Office Furniture, Desking,
Storage & more...**





EXCEPT COMMERCIAL DESKING, CONTRACT FURNITURE & RBUK. MOQs APPLY



EXCEPT COMMERCIAL DESKING, CONTRACT FURNITURE & RBUK. MOQs APPLY



ORDERS PLACED BEFORE 1PM

Company Profile

Nautilus Designs evolved from the company Eliza Tinsley Ltd, a brand established in 1851. We draw nearly two centuries of knowledge and experience to create a new, vibrant and innovative outfit with an aim to bring quality products at competitive prices whilst continuously addressing the needs of an ever-changing marketplace.

Our Company Today

We are a leading distributor of office furniture, storage and shelving. The company has a worldwide manufacturing network and two U.K. based warehouses with over 250,000sq.ft. of space. There are many business and product developments on the horizon, as well as the new branding implementation, which encompasses a focus on every area across the business.

We pride ourselves on providing excellent customer service and a wide range of quality products, coupled with the ability to source new designs or products to meet our customers' requirements. We have a highly experienced and enthusiastic team, all striving to provide the best possible service.

Please sign up to our newsletter via our website for up-to-date developments as they happen, along with special offers and promotions.



FREE TRACKED UK DELIVERY - ALL SEATING. DESKING - FREE DELIVERY ON ORDERS OVER £300 CONTRACT FURNITURE, PLEASE SEE P108

U.K. MAINLAND ONLY • ALL DESKING ORDERS UNDER VALUE OF £300 INCUR A £30 DELIVERY CHARGE DELIVERY OUTSIDE MAINLAND U.K. - P.O.A



PRE-BUILT SERVICE - £35 PER UNIT

ALL OF OUR PRODUCTS ARE DELIVERED AS SELF-ASSEMBLY UNITS. NAUTILUS DESIGNS LTD DO OFFER A BUILD SERVICE ON SEATING ONLY AND PRICE IS BASED ON QUANTITY AND LOCATION OF FINAL DELIVERY.

1-10 CHAIRS ARE PRICED AT £35.00 PER CHAIR DIRECT FROM OUR WAREHOUSE ON A 5 WORKING DAY LEADTIME. 10+ CHAIRS ARE PRICED ON APPLICATION AND WILL BE DELIVERED VIA OUR ASSEMBLY AND DELIVERY PROVIDERS.



DELIVERY & BUILD/WHITE GLOVE SERVICE (DABS)

FOR UNITS OVER 10 (P.O.A) DISCOUNTS APPLY TO BULK ORDERS - PLEASE CONTACT US ON 0121 502 7460 or sales@nautilusdesigns.co.uk



NO MINIMUM ORDER VALUE

EXCLUDING DESKING & CONTRACT FURNITURE



BULK DISCOUNTS AVAILABLE

PLEASE - PLEASE CONTACT US ON 0121 502 7460 or sales@nautilusdesigns.co.uk FOR SPOT PRICES



70% OFF RRP

ALL CHAIR SAMPLES

PLEASE NOTE THAT FOR ALL RETURNS OF GOODS THAT ARE NOT DAMAGED OR FAULTY, A RESTOCKING FEE OF £25 IS APPLICABLE. ALL PRODUCTS MUST BE DISASSEMBLED, REPACKAGED IN THE ORIGINAL PACKAGING AND RETURNED IN A SALEABLE CONDITION. FOR PRODUCTS WITHIN THE RECEPTION/BREAKOUT COLLECTION, THE RESTOCKING FEE IS P.O.A. FOR PRODUCTS WITHIN THE CONTRACT COLLECTION, PLEASE SEE PAGE 108 FOR SPECIFIC DETAILS.

PLEASE CONTACT US ON 0121 502 7460 or email sales@nautilusdesigns.co.uk for further information

Seating Symbols Explained



SEAT HEIGHT
Allows the user to adjust the seat height for maximum support and comfort



ADJUSTABLE BACK HEIGHT
Adjusts and locks the back only in various heights up and down for additional back and neck support



ADJUSTABLE BACK RAKE
Adjusts the back only for support and comfort. Can be locked at a desired position.



ADJUSTABLE BACK TILT
Adjusts the back only for support and comfort. Can be locked at a desired angle



KNEE TILT
Similar to Synchronous and traditional but the pivot under the chair reclines back from under the knees



SEAT SLIDE
Adjusts to create a larger seat area and additional support at the back of the knees



WEIGHT TENSION CONTROL
The tilt allows the whole chair to recline on a pivot under the seat. The resistance can be adjusted according to the user's body weight



SYNCHROUS
Adjusts the angle of both the back and seat independently of each other



TRADITIONAL TILT
Allows the user to fully recline the chair and is adjustable for individual body weight (tension control) - can be locked in the upright position



BACK HEIGHT
The back height of each chair is determined by the measurement between the top of the seat and the top of the backrest i.e the part of the backrest which is in contact with the user's back as indicated by measurement '5' in the diagram to the left. Low, medium and high back descriptions are determined by the size ranges as detailed to the right



CASUAL USE
0-3 HOURS
Can be used for up to 3 hours per day, ideal for reception/meetings and banqueting use



MODERATE USE
3-5 HOURS
Can be used for up to 5 hours per day, ideal for light home/office use



ALL DAY USE
5-8 HOURS
Can be used for up to 8 hours per day, ideal for normal office requirements



24 HOUR USE
24 HOURS
Can be used for up to 24 hours per day, ideal for call centres, control rooms and other demanding uses



WEIGHT LOAD CAPACITY
Recommended load bearing capacity of the product when used in accordance with usage time recommendations



GENUINE LEATHER
Real leather (not synthetically made) from animal hide



LEATHER FACED
Leather upholstery on points of use, contact or where you touch the product i.e the seat area and the front of the backrest



BONDED LEATHER
Made with genuine leather, leather fibre and combined with bonding material offering a consistent material free from defects

LOW BACK
UPTO 325mm

MEDIUM BACK
330 - 530mm

HIGH BACK
ABOVE 535mm

MESH COLLECTION

FREE 48HR DELIVERY (U.K. MAINLAND) • NO MINIMUM ORDER
ORDERS OUTSIDE U.K. MAINLAND - P.O.A



Canis


£210.00^{RRP}



High Back Mesh Chair with Moulded Seat Foam, Folding Arms and Optional Headrest

- Durable medium height nylon backrest is hard-wearing and flexible to offer support to user's back
- Stylish folding padded arms
- Black base with hooded castors

	mm
SEAT WIDTH	610
SEAT DEPTH	690
SEAT HEIGHT	450-530
BACK WIDTH	500
BACK HEIGHT	680



BLACK/BLUE
BCM/K540/BK-BL



BLACK
BCM/K540/BK



BLUE
BCM/F1204/BL


Calypso

£147.00^{RRP}



Medium Mesh Back Task Operator Armchair with Chrome Base

- Mid back posture contoured AIRFLOW mesh detailed backrest
- Upholstered black fabric seat with waterfall front
- Fixed stylish heavy duty arms



① SEAT WIDTH	460	mm
② SEAT DEPTH	470	
③ SEAT HEIGHT	440-520	
④ BACK WIDTH	450	
⑤ BACK HEIGHT	390	



GREEN
BCM/F1204/GN



ORANGE
BCM/F1204/OG



RASPBERRY
BCM/F1204/RB



BLACK
BCM/F1204/BK

	mm
SEAT WIDTH	495
SEAT DEPTH	500
SEAT HEIGHT	430-530
BACK WIDTH	445
BACK HEIGHT	430

Beta

£147.00^{RRP}



Medium Back Mesh Chair with Contoured Back and Upholstered Black Fabric Seat with Waterfall Front

- Posture contoured AIRFLOW fabric mesh detailed backrest
- Fixed stylish heavy duty arms
- Seat height adjustment



BLACK
BCM/F600/BK



Alpha

£198.00^{RRP}



High Back Mesh Chair with Adjustable Headrest and Chrome Base

- Stylish contoured black nylon detailed AIRFLOW mesh backrest with lumbar support
- Height adjustable headrest
- Stylish adjustable T-section arms

	mm
SEAT WIDTH	510
SEAT DEPTH	490
SEAT HEIGHT	450-530
BACK WIDTH	475
BACK HEIGHT	575



BLACK
BCM/F816/BK


Ranger

£208.00^{RRP}

Mesh Back Task Operator Armchair with Chrome Base



- Generously proportioned posture curved upholstered seat with moderate waterfall front
- Contoured black nylon mesh backrest
- Stylish fixed T-section padded arms



	mm
① SEAT WIDTH	480
② SEAT DEPTH	500
③ SEAT HEIGHT	450-530
④ BACK WIDTH	470
⑤ BACK HEIGHT	490



BLACK
95ATG/MBK

Lattice

£224.00^{RRP}

Mesh Back Operator Armchair with Fluted Black Nylon Base



SEAT HEIGHT



TRADITIONAL




TENSION

- Posture curved back with detailed moulding and silver inlay
- AIRFLOW fabric on seat
- Fully reclining tilt mechanism with tension control, adjustable for individual body weight and lockable in upright position



	mm
① SEAT WIDTH	480
② SEAT DEPTH	465
③ SEAT HEIGHT	460-560
④ BACK WIDTH	505
⑤ BACK HEIGHT	485



WINE
BCM/K116/RD



BLACK
BCM/K116/BK



BLUE
BCM/K116/BL

Spyro

£239.00^{RRP}

Designer Mesh Armchair with White Frame and Detailed Back Panelling



SEAT HEIGHT



TENSION



CAPACITY

- Tension control
- Integrated armrests
- Available in three stunning colours

SEAT WIDTH	500
SEAT DEPTH	500
SEAT HEIGHT	465-565
BACK WIDTH	485
BACK HEIGHT	465



PURPLE
BCM/K488/WH-PL



BLACK
BCM/K488/WH-BK



BLUE
BCM/K488/WH-BL

Oyster


£241.00^{RRP}



Folding Mesh Chair with Upholstered Folding Arms, White Shell and White Nylon Base

- Tension control
- Folding back
- Upholstered padded arms
- Fixed lumbar support

	mm
① SEAT WIDTH	480
② SEAT DEPTH	480
③ SEAT HEIGHT	470-570
④ BACK WIDTH	450
⑤ BACK HEIGHT	530
FOLDED HEIGHT	680-780



Folds away for easy under-desk storage...



BLACK
BCM/K523/WH-BK



GREY
BCM/K523/WH-GY

Ultra


£242.00^{RRP}



Medium Back Sturdy & Flexible Designer Armchair with Chrome Base - Black

- Durable medium height nylon backrest is hard-wearing and flexible to offer support to user's back
- Stylish fixed T shaped arms
- Stylish chrome base with hooded castors

	mm
SEAT WIDTH	490
SEAT DEPTH	470
SEAT HEIGHT	440-520
BACK WIDTH	480
BACK HEIGHT	465



BLACK
BCP/F590/BK





Graphite


£242.00^{RRP}



Designer Medium Back Task Chair with Folding Arms and Stylish Back Panelling

- Posture curved medium height mesh backrest with stylish back panelling
- Folding arms
- Stylish nylon base with silver detailing

	mm
① SEAT WIDTH	510
② SEAT DEPTH	500
③ SEAT HEIGHT	450-550
④ BACK WIDTH	475
⑤ BACK HEIGHT	515



BLUE
BCM/F560/BL



GREY
BCM/F560/GY



BLACK
BCM/F560/BK

Carousel

£221.00^{RRP}

Medium Mesh Back Operator Chair



- Mid back posture contoured AIRFLOW mesh detailed backrest
- Fabric upholstered seat with waterfall front
- Fixed stylish loop arms



	mm
SEAT WIDTH	480
SEAT DEPTH	480
SEAT HEIGHT	425-500
BACK WIDTH	410-480
BACK HEIGHT	500



GREEN
BCM/F1203/GN



ORANGE
BCM/F1203/OG



RASPBERRY
BCM/F1203/RB



BLACK
BCM/F1203/BK


Ascot

£213.00^{RRP}



Slim High Back Designer Mesh Armchair

- Breathable mesh back with integral headrest
- Moulded backrest to give maximum support



	mm
① SEAT WIDTH	510
② SEAT DEPTH	510
③ SEAT HEIGHT	440-540
④ BACK WIDTH	500
⑤ BACK HEIGHT	710



BLACK
BCM/G456/BK

Jupiter

£256.00^{RRP}



Mesh Back Managers Armchair with Adjustable Lumbar Support

- High back manager armchair
- Generously proportioned posture curved upholstered seat with waterfall front
- Complete with stylish adjustable T-section arms



	mm
SEAT WIDTH	520
SEAT DEPTH	500
SEAT HEIGHT	420-520
BACK WIDTH	480
BACK HEIGHT	670



BLACK
6200ATGFBK


Nexus

£221.00^{RRP}



Medium Back Designer Mesh Operator Chair

- Sculptured lumbar and spine support
- Gas height adjustment
- Back tilt adjustment (lockable) and back height adjustment



	mm
① SEAT WIDTH	480
② SEAT DEPTH	480
③ SEAT HEIGHT	475-575
④ BACK WIDTH	445
⑤ BACK HEIGHT	550-580

BLACK
BCM/K512/BK



RED
BCM/K512/RD



BLUE
BCM/K512/BL

Nexus

£304.00^{RRP}

Medium Back Designer Mesh Operator Chair with Height Adjustable Arms



BLACK
BCM/K512/BK/ADT



RED
BCM/K512/RD/ADT



BLUE
BCM/K512/BL/ADT

Crusader

£250.00^{RRP}

High Back Mesh Armchair with Black Frame and Chrome Base



- Tension control
- Stylish heavy duty T-section arms
- Stylish chrome base



SEAT WIDTH	mm
	490
SEAT DEPTH	490
SEAT HEIGHT	450-550



BACK WIDTH	490
BACK HEIGHT	575



BLACK
BCM/S550/BK

Luna

£265.00^{RRP}



GREY
BCM/L1302/GY



GREY & WHITE
BCM/L1302/WH-GY

Designer Mesh Chair with Folding Arms

- Folding Arms
- AIRFLOW mesh seat
- Available in 11 stunning colours

	mm
① SEAT WIDTH	500
② SEAT DEPTH	500
③ SEAT HEIGHT	445-550
④ BACK WIDTH	530
⑤ BACK HEIGHT	580



- ALL DAY USE**
8-9 HOURS
- SEAT HEIGHT**
- TENSION**
- TRADITIONAL**
- WEIGHT CAPACITY**
110 KG



BLUE
BCM/L1302/BL



BLACK
BCM/L1302/BK



GREEN
BCM/L1302/GN



ORANGE
BCM/L1302/OG



RED
BCM/L1302/RD



BLUE & WHITE
BCM/L1302/WH-BL



RED & WHITE
BCM/L1302/WH-RD



BLACK & WHITE
BCM/L1302/WH-BK




PURPLE & WHITE
BCM/L1302/WH-PL








ORANGE/BLACK
BCM/T1302V/OG 



ORANGE/BLACK 
BCM/T1302/OG



Luna - Two Tone

Cantilever - **£252.00**^{RRP}
Swivel - **£265.00**^{RRP}



Designer Two Tone Mesh Chair with Folding Arms

- Folding Arms
- AIRFLOW mesh seat
- Available in 4 stunning colour combinations
- Complementing cantilever version also available;



GREEN/BLACK
BCM/T1302/GN



RED/BLACK
BCM/T1302/RD



BLUE/BLACK
BCM/T1302/BL

	mm
① SEAT WIDTH	500
② SEAT DEPTH	500
③ SEAT HEIGHT	445-550
④ BACK WIDTH	530
⑤ BACK HEIGHT	580





Resolute

£310.00^{RRP}



High Back Mesh Chair with High Weight Capacity, Deep Moulded Seat Foam, Folding Arms and Optional Headrest - Black



- Tension control
- Generously padded seat, folding arms & optional adjustable headrest
- Sturdy nylon base



SEAT WIDTH	mm
	545
SEAT DEPTH	510
SEAT HEIGHT	500-620
BACK WIDTH	500
BACK HEIGHT	630



BLACK
BCM/L1305/BK



BLUE
BCM/L1304/BL

Mercury 2

£294.00^{RRP}

Executive Mesh Chair with AIRFLOW Fabric on the Seat



- Waterfall seat front for comfort
- Folding arms
- Fully reclining tilt mechanism with tension control, adjustable for individual body weight and lockable in an upright position



	mm
① SEAT WIDTH	525
② SEAT DEPTH	510
③ SEAT HEIGHT	460-555
④ BACK WIDTH	535
⑤ BACK HEIGHT	585



RED
BCM/L1304/RD



BLACK
BCM/L1304/BK



Newton

£411.00^{RRP}

Mesh High Back Executive Armchair with Integral Headrest



- Generously proportioned posture curved upholstered seat with waterfall front and contoured black nylon detailed mesh backrest
- Synchronous mechanism for simultaneous adjustment of seat and backrest
- Complete with stylish adjustable T-section padded arms



BLACK
BCM/K103/BK

	mm
SEAT WIDTH	505
SEAT DEPTH	510
SEAT HEIGHT	480-560
BACK WIDTH	500
BACK HEIGHT	700



Polaris

£427.00^{RRP}

Mesh High Back Executive Armchair with Adjustable Headrest and Chrome Base



- Generously proportioned posture curved upholstered seat with waterfall front and contoured black nylon detailed mesh backrest with integrated lumbar support
- Complete with stylish adjustable T-section arms
- Detailed rear back shell with chrome effect infill for added style



BLUE
BCM/K113/BL



BLACK
BCM/K113/BK



RED
BCM/K113/RD

SEAT WIDTH	510
SEAT DEPTH	490
SEAT HEIGHT	490-570
BACK WIDTH	480
BACK HEIGHT	530
BACK HEIGHT (INC. HEADREST)	710

Hermes

£448.00^{RRP}

Mesh High Back Task Operator Armchair with Adjustable Headrest & Chrome Base



- Generously proportioned posture curved upholstered seat with waterfall front and contoured black nylon detailed mesh backrest with adjustable lumbar support
- Synchronous mechanism for simultaneous adjustment of seat and backrest
- Complete with stylish adjustable T-section padded arms



BLACK
BCM/F103/BK


SEAT WIDTH	510
SEAT DEPTH	490
SEAT HEIGHT	445-525
BACK WIDTH	505
BACK HEIGHT	735





Ergo

£459.00^{RRP}

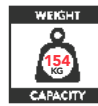


	mm
① SEAT WIDTH	530
② SEAT DEPTH	500
③ SEAT HEIGHT	460-540
④ BACK WIDTH	530
⑤ BACK HEIGHT (INC. HEADREST)	850

Luxury Mesh Back Executive Chair



- Breathable seat pad
- Multi-adjustable lumbar function
- Soft padded height adjustable armrests
- Multi-adjustable headrest
- Certified to BS EN 5459 Level 2
- 24 Hour Certified



GREY
ERGO/KTAG/GY



Ergo

£459.00^{RRP}

Luxury Mesh Back Executive Chair



SEAT HEIGHT


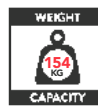


TENSION



BACK TILT

- Breathable seat pad
- Multi-adjustable lumbar function
- Soft padded height adjustable armrests
- Multi-adjustable headrest
- Certified to BS EN 5459 Level 2
- 24 Hour Certified



	mm
① SEAT WIDTH	530
② SEAT DEPTH	500
③ SEAT HEIGHT	460-540
④ BACK WIDTH	530
⑤ BACK HEIGHT (INC. HEADREST)	850



BLACK
ERGO/KTAG/M



Please allow 10 working days from date of order. Product is non refundable.



SOLANO/BLACK
ERGO/YP110/BK



OLYMPIC/BLACK
ERGO/YP113/BK



BELIZE/BLACK
ERGO/YP105/BK

Ergo - Two Tone

FROM **£459.00** RRP




	mm
① SEAT WIDTH	530
② SEAT DEPTH	500
③ SEAT HEIGHT	460-540
④ BACK WIDTH	530
⑤ BACK HEIGHT (INC. HEADREST)	850

Luxury Mesh Back Executive Chair



- Breathable seat pad
- Multi-adjustable lumbar function
- Soft padded height adjustable armrests
- Multi-adjustable headrest
- Certified to BS EN 5459 Level 2
- 24 Hour Certified
- Available in Camira Phoenix, Advantage & Xtreme seat upholstery options (See page 94 for details)
- All seats on models below are upholstered with fabric from the Camira Phoenix range
- **PLEASE ADD £30 NETT FOR ANY FABRIC GROUP UPHOLSTERY OPTIONS**



SCUBA/BLACK
ERGO/YP082/BK

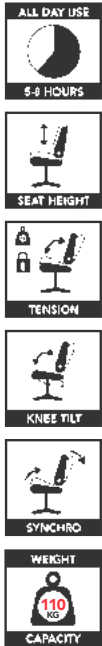
GUYANA/BLACK
ERGO/YP051/BK



Freedom

£486.00^{RRP}

Mesh High Back Executive Armchair with Coat Hanger



- Generously proportioned posture curved leather effect upholstered seat with pronounced waterfall front
- Stylish contoured black nylon detailed mesh back with adjustable lumbar support
- Complete with stylish adjustable T-section padded arms



BLACK
80HBSY/ACH

	mm
SEAT WIDTH	510
SEAT DEPTH	490
SEAT HEIGHT	445-525
BACK WIDTH	505
BACK HEIGHT	735

Liberty

£486.00^{RRP}

Mesh High Back Executive Armchair with Adjustable Headrest



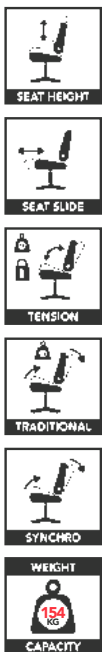
BLACK
80HBSY/AHR

	mm
SEAT WIDTH	500
SEAT DEPTH	490
SEAT HEIGHT	470-550
BACK WIDTH	500
BACK HEIGHT	625

Aztec

£881.00^{RRP}

Mesh Back Designer Chair with Adjustable Headrest



	mm
① SEAT WIDTH	530
② SEAT DEPTH	480
③ SEAT HEIGHT	440-500
④ BACK WIDTH	515
⑤ BACK HEIGHT	735



BLACK
BCM/H222/BK

MANAGERS COLLECTION

FREE 48HR DELIVERY (U.K. MAINLAND) • NO MINIMUM ORDER
ORDERS OUTSIDE U.K. MAINLAND - P.O.A



Delph

£132.00^{RRP}

Medium Back Leather Faced Executive Armchair with Decorative Stitching Detail



SEAT HEIGHT



CAPACITY

- Moderate integral lumbar support
- Heavy duty fixed arms
- Conforms to BS EN 1335 level 3

ALL DAY USE



LEATHER FACED

	mm
SEAT WIDTH	430
SEAT DEPTH	440
SEAT HEIGHT	420-520
BACK WIDTH	430
BACK HEIGHT	500



BLACK
2014MB/LBK

Orion

£147.00^{RRP}

High Back Bonded Leather Managers Chair with Integrated Lumbar Support



SEAT HEIGHT



TENSION



TRADITIONAL



CAPACITY

- Stylish stitching detail
- Heavy duty fixed arms
- Certified to BS EN 1335 Level 3

ALL DAY USE



BONDED LEATHER

	mm
① SEAT WIDTH	470
② SEAT DEPTH	460
③ SEAT HEIGHT	430-530
④ BACK WIDTH	470
⑤ BACK HEIGHT	530



BLACK
BCL/Z2207/BK

Darwin

£176.00^{RRP}


High Back Leather Effect Executive Armchair with Integral Headrest



- Stylish stitching detail
- High backrest with integral lumbar support
- Stylish heavy duty padded arms



	mm
① SEAT WIDTH	480
② SEAT DEPTH	465
③ SEAT HEIGHT	430-530
④ BACK WIDTH	475
⑤ BACK HEIGHT	625



BLACK
BCP/1007/PU/BK



Greenwich

£212.00^{RRP}

High Back Executive Armchair with Silver Detailed Black Nylon Base



SEAT HEIGHT



TENSION



TRADITIONAL

- Seat and back finished in soft PU with stylish deep panel stitching detail
- Satin silver finish to both arms and base
- Designer arms with padding for extra comfort

	mm
SEAT WIDTH	490
SEAT DEPTH	500
SEAT HEIGHT	450-530
BACK WIDTH	460
BACK HEIGHT	650



8-6 HOURS



110 KG CAPACITY



BLACK
BCP/T101/BK



CREAM
BCP/T101/CM



CHERRY BROWN
BCP/T101/BY





BLACK
BCP/T102/BK

Wellington

£228.00^{RRP}



High Back Executive Armchair with Silver Detailed Black Nylon Base

- Seat and back with matching stitching detail finished in soft PU
- Generously proportioned backrest and seat
- Stylish padded arms for extra comfort with silver inlay

	mm
SEAT WIDTH	530
SEAT DEPTH	495
SEAT HEIGHT	450-540
BACK WIDTH	510
BACK HEIGHT	720



Swithland

£228.00^{RRP}



High Back Leather Faced Executive Armchair with Detailed Stitching

- High backrest with integral lumbar support
- Stylish heavy duty arms



BLACK
2007ATG/LBK



CREAM
2007ATG/LCM



BROWN
2007ATG/LBW



	mm
SEAT WIDTH	520
SEAT DEPTH	505
SEAT HEIGHT	490-590
BACK WIDTH	510
BACK HEIGHT	690

Fleet

£240.00^{RRP}



SEAT HEIGHT



TRADITIONAL



TENSION



ALL DAY USE



5-8 HOURS



WEIGHT



CAPACITY

High Back Leather Faced Executive Armchair with Chrome Base

- Ruched panel detail
- Generously proportioned seat and backrest with sculptured foam
- Stylish heavy duty arms



LEATHER FACED



BLACK
369ATG/L

	mm
SEAT WIDTH	510
SEAT DEPTH	490
SEAT HEIGHT	450-550
BACK WIDTH	510
BACK HEIGHT	710

Weston

£254.00^{RRP}



ALL DAY USE



5-8 HOURS



SEAT HEIGHT



TRADITIONAL



TENSION



WEIGHT



CAPACITY

High Back Leather Faced Executive Armchair with Chrome Base

- Generously proportioned seat with contemporary stitching detail and backrest with integral lumbar support
- Stylish heavy duty arms




LEATHER FACED



BLACK
1820ATG/LBK

	mm
SEAT WIDTH	505
SEAT DEPTH	510
SEAT HEIGHT	480-560
BACK WIDTH	500
BACK HEIGHT	700

	mm
① SEAT WIDTH	480
② SEAT DEPTH	480
③ SEAT HEIGHT	455-535
④ BACK WIDTH	460
⑤ BACK HEIGHT	460



Aura

£244.00^{RRP}

Contemporary Bonded Leather Medium Back Swivel Armchair with Chrome Base



- Detailed stitching design
- One piece chrome frame with rolled top and seat base
- Integral chrome arms with bonded leather sleeves
- Available in 6 stunning colours, fabric version and complementing cantilever versions available



BLACK
BCL/8003/BK



WHITE
BCL/8003/WH



GREY
BCL/8003/GY



FOREST GREEN
BCL/8003/FGN



OX BLOOD
BCL/8003/OX



BROWN
BCL/8003/BW



OX BLOOD
BCL/8003/OX

Aura

£244.00^{RRP}

Fabric Swivel



BLACK/GREY FLECK
BCF/8003/BGF



BLACK/GREY FLECK
BCF/8003/BGF



WHITE
BCL/8003/WH



FOREST GREEN
BCL/8003/FGN



BLACK
BCL/8003/BK

Aura

£272.00^{RRP}



Contemporary Bonded Leather High Back Swivel Armchair with Chrome Base



- Detailed stitching design
- One piece chrome frame with rolled top and seat base
- Integral chrome arms with bonded leather sleeves
- Available in 6 stunning colours and fabric version



BLACK
BCL/9003/BK




WHITE
BCL/9003/WH




GREY
BCL/9003/GY



FOREST GREEN
BCL/9003/FGN



OX BLOOD
BCL/9003/OX



BROWN
BCL/9003/BW



BLACK
BCL/9003/BK

Aura

£272.00^{RRP}

Fabric Swivel



BLACK/GREY FLECK
BCF/9003/BGF



NEW
BLACK/GREY FLECK
BCF/9003/BGF



BROWN
BCL/9003/BW



GREY
BCL/9003/GY



BLACK
BCL/9003/BK

	mm
SEAT WIDTH	500
SEAT DEPTH	490
SEAT HEIGHT	460-540
BACK WIDTH	440
BACK HEIGHT	630

Westminster

£265.00^{RRP}



High Back Leather Faced Executive Armchair with Integral Headrest and Chrome Base

- Generously proportioned seat and backrest with stylish stitching detail and pronounced lumbar support
- Contemporary chrome armrests with leather pads

	mm
① SEAT WIDTH	510-515
② SEAT DEPTH	480
③ SEAT HEIGHT	495-595
④ BACK WIDTH	490
⑤ BACK HEIGHT	710



SILVER
2008ATG/LSV



BLUE
2008ATG/LBL



BURGUNDY
2008ATG/LBY



CREAM
2008ATG/LCM



BLACK
2008ATG/LBK

BROWN
2008ATG/LBW

Predator

£287.00^{RRP}

Executive Ergonomic Gaming Style Office Chair with Integral Lumbar Support



SEAT HEIGHT



TENSION



TRADITIONAL

- Integral headrest, generously padded seat and back upholstered in soft feel P.U.
- Vibrant contrasting piping with beautifully styled angular accent panels
- Detailed stitching patterns on seat and back
- Padded foldaway arms allowing the chair to sit closer to the desk



8-9 HOURS



110 KG CAPACITY

	mm
SEAT WIDTH	520
SEAT DEPTH	500
SEAT HEIGHT	450-550
BACK WIDTH	520
BACK HEIGHT	690



RED & BLACK
BCP/H600/BK/RD



BLACK
BCP/H600/BK



BLUE & BLACK
BCP/H600/BK/BL





	mm
SEAT WIDTH	490
SEAT DEPTH	495
SEAT HEIGHT	510-590
BACK WIDTH	435
BACK HEIGHT	500

Avanti

£315.00^{RRP}

Bonded Leather Medium Back Swivel Armchair with Individual Back Cushions and Chrome Arms & Base



- Stylish and contemporary designer executive armchair with integral chrome frame
- Bonded leather seat, back and armrest sleeves
- Available in 6 stunning colours with complementing cantilever versions available



BLACK
BCL/5003/BK





Avanti

£348.00^{RRP}

High Back

	mm
① SEAT WIDTH	505
② SEAT DEPTH	500
③ SEAT HEIGHT	490-570
④ BACK WIDTH	450
⑤ BACK HEIGHT	650



BLACK
BCL/6003/BK



OX BLOOD
BCL/6003/OX

Coniston

£294.00^{RRP}



BLUE
6062ATGFBL



High Back Fabric Executive Armchair with Sculptured Stitching Detail

- Generously proportioned seat and backrest with sculptured foam
- Stylish heavy duty fixed arms



BLACK
6062ATGFBK



WINE
6062ATGFWN

	mm
① SEAT WIDTH	535
② SEAT DEPTH	500
③ SEAT HEIGHT	450-550
④ BACK WIDTH	540
⑤ BACK HEIGHT	800



Friesian

£325.00^{RRP}



BLACK & WHITE
BCP/4025/BWH



High Back Executive Chair with Folding Arms and Satin Chrome Base

- Contrasting black & white panels on seat and backrest
- Brushed satin frame detailing
- Built in lumbar support and folding arms



	mm
SEAT WIDTH	490
SEAT DEPTH	510
SEAT HEIGHT	530-630
BACK WIDTH	490
BACK HEIGHT	700



Troon

£345.00^{RRP}

	mm
SEAT WIDTH	540
SEAT DEPTH	500
SEAT HEIGHT	490-540
BACK WIDTH	540
BACK HEIGHT	750

High Back Executive Leather Faced Armchair with Oak Effect Arms and Base



- Quality soft feel leather with substantial high backrest, stitching detail and pronounced lumbar support
- Large wooden base with metal under structure for additional stability, fitted with hooded castors
- Stylish arms fitted for additional user comfort



BROWN
4750ATG/LBN
OAK EFFECT ARMS & BASE



CREAM
4750ATG/LCM
OAK EFFECT ARMS & BASE



BLACK
4750ATGLBKO
OAK EFFECT ARMS & BASE




Titan

£321.00^{RRP}

Oversized High Back Leather Effect Executive Chair with Integral Headrest



- Designer arms fitted with pads and additional pads for extra comfort
- Waterfall seat front



	mm
① SEAT WIDTH	550
② SEAT DEPTH	525
③ SEAT HEIGHT	470-570
④ BACK WIDTH	530
⑤ BACK HEIGHT	785



BROWN
BCP/G344/BW



CREAM
BCP/G344/CM



BLACK
BCP/G344/BK



	mm
SEAT WIDTH	510
SEAT DEPTH	515
SEAT HEIGHT	500-580
BACK WIDTH	500
BACK HEIGHT	740

Cloud

£362.00^{RRP}

Leather Faced Managers Chair with Silver Finish to Armrests and Base



- Generously proportioned seat and backrest with contrasting stitching pattern
- Rolled integral headrest and waterfall seat front for comfort



BLACK
BCL/C335/BK

Brighton


£383.00^{RRP}

Luxurious Leather Faced Executive Armchair with Pronounced Lumbar Support



- Generously proportioned seat and backrest with stylishly co-ordinated stitching
- Stylish heavy duty armrests with leather pads

	mm
① SEAT WIDTH	520
② SEAT DEPTH	490
③ SEAT HEIGHT	550-600
④ BACK WIDTH	510
⑤ BACK HEIGHT	700



BURGUNDY
605KTAG/LBY



BLACK
605KTAG/LBK

CREAM
605KTAG/LCM

Hudson

£441.00^{RRP}

Stylish High Back Leather Faced Executive Armchair



- Co-ordinated stitching on the generously proportioned backrest and seat with pronounced lumbar support
- Stylish heavy duty armrests with leather pads



	mm
SEAT WIDTH	560
SEAT DEPTH	540
SEAT HEIGHT	550-600
BACK WIDTH	510
BACK HEIGHT	790



CREAM
608KTAG/LCM



BURGUNDY
608KTAG/LBY



BLACK
608KTAG/LBK

Dijon

£473.00^{RRP}

High Back Leather Faced Executive Armchair with Contrasting Piping and Chrome Base



- Generously proportioned seat and backrest with integral lumbar support and pronounced waterfall front
- Contemporary chrome armrests with leather pads
- Generous sculptured posture curved seat
- Contoured backrest cushion with integral lumbar support

	mm
SEAT WIDTH	560
SEAT DEPTH	530
SEAT HEIGHT	500-590
BACK WIDTH	540
BACK HEIGHT	820



CREAM
9211ATG/LCM



BLACK
9211ATG/LBK

Truro

£473.00^{RRP}

High Back Leather Faced Executive Armchair with Contrasting Piping



- Generously proportioned seat with slight waterfall front and backrest with integral headrest and lumbar support
- Co-ordinated stitching on seat and backrest
- Designer armrests with leather pads



BLACK
609KTAG/LBK



CREAM
609KTAG/LCM



	mm
SEAT WIDTH	560
SEAT DEPTH	520
SEAT HEIGHT	450-510
BACK WIDTH	480
BACK HEIGHT	690



BURGUNDY
609KTAG/LBY



Libra

£474.00^{RRP}




High Back Fabric Manager Chair with Slimline Seat & Back, Built-in Levers and Nylon Base with Silver Detail



- Designer seat and backrest with slim profile
- Height adjustable arms with padded armrests
- Available in three stunning colour combinations



	mm
① SEAT WIDTH	605
② SEAT DEPTH	590
③ SEAT HEIGHT	485-565
④ BACK WIDTH	600
⑤ BACK HEIGHT	820



BLACK/ORANGE
BCF/K500/BK-OG



BLACK
BCF/K500/BK-BK



BLACK/GREY
BCF/K500/BK-GY

Kiev

£514.00^{RRP}



	mm
SEAT WIDTH	520
SEAT DEPTH	490
SEAT HEIGHT	500-580
BACK WIDTH	515
BACK HEIGHT	730



Luxurious Black Leather Executive Chair

- Top grain cow leather with contrasting stitching to seat and backrest
- Padded & upholstered armrests



BLACK
BCL/U646/LBK

Hercules


£529.00^{RRP}



Luxurious Black Leather Faced Gull-Wing Executive Armchair with Chrome Base

- High back quality leather faced executive armchair with pillowed overlay and height adjustable headrest
- Generously proportioned seat with posture curvature, pronounced waterfall front and contemporary stitching detail

	mm
① SEAT WIDTH	540
② SEAT DEPTH	510
③ SEAT HEIGHT	530-620
④ BACK WIDTH	580
⑤ BACK HEIGHT	780



BLACK
1611ATG/LBK

Santiago

£550.00^{RRP}

High Back Italian Leather Faced Executive Armchair with Integral Headrest and Chrome Base

	mm
SEAT WIDTH	560
SEAT DEPTH	530
SEAT HEIGHT	520-580
BACK WIDTH	560
BACK HEIGHT	750



- Stylish design with detailed stitching
- Generously proportioned seat with slight waterfall front and backrest with sculptured lumbar and spine support
- Chrome armrests with leather pads



BLACK
618KTAG/LBK



BROWN
618KTAG/BW



TAN
618KTAG/TN



Sandown

£565.00^{RRP}

High Back Luxurious Leather Faced Executive Armchair with Integral headrest and Chrome Base

	mm
SEAT WIDTH	540
SEAT DEPTH	520
SEAT HEIGHT	500-570
BACK WIDTH	540
BACK HEIGHT	700



- Generously proportioned seat with slight waterfall front and backrest with co-ordinated stitching and integral lumbar support
- Chrome armrests with leather pads



TAN
617KTAG/TN



BLACK
617KTAG/LBK



BROWN
617KTAG/LBW



TASK/OPERATOR COLLECTION

FREE 48HR DELIVERY (U.K. MAINLAND) • NO MINIMUM ORDER
ORDERS OUTSIDE U.K. MAINLAND - P.O.A




Java 100

£140.00^{RRP}

High Back Operator Chair - Single Lever



- Posture curved seat with waterfall front - fitted with an under-seat skirt
- Contoured backrest with integrated lumbar support
- Black nylon base with gas height adjustment & fitted with twin wheel hooded castors



	mm
① SEAT WIDTH	480
② SEAT DEPTH	440
③ SEAT HEIGHT	450-550
④ BACK WIDTH	450
⑤ BACK HEIGHT	535-565



BLACK
BCF/I300/BK



BLUE
BCF/I300/BL



RED
BCF/I300/RD



GREEN
BCF/I300/GN

GREY
BCF/I300/GY

Java 100

£195.00^{RRP}

High Back Operator Chair with Fixed Arms



BLACK
BCF/I300/BK/A



BLUE
BCF/I300/BL/A



RED
BCF/I300/RD/A



GREEN
BCF/I300/GN/A



GREY
BCF/I300/GY/A

Java 100

£233.00^{RRP}

High Back Operator Chair with Height Adjustable Arms



BLACK
BCF/I300/BK/ADT



BLUE
BCF/I300/BL/ADT



RED
BCF/I300/RD/ADT



GREEN
BCF/I300/GN/ADT



GREY
BCF/I300/GY/ADT

Java 200

£149.00^{RRP}

Medium Back Operator Chair - Twin Lever



- Posture curved seat with waterfall front - fitted with an under-seat skirt
- Contoured backrest with integrated lumbar support
- Certified to BS EN 1335 Level 3



	mm
① SEAT WIDTH	470
② SEAT DEPTH	445
③ SEAT HEIGHT	450-550
④ BACK WIDTH	450
⑤ BACK HEIGHT	490-570

RED
BCF/P505/RD



GREY
BCF/P505/GY



GREEN
BCF/P505/GN



BLUE
BCF/P505/BL



BLACK
BCF/P505/BK

Java 200

£205.00^{RRP}

Medium Back Operator Chair with Fixed Arms



RED
BCF/P505/RD/A



GREY
BCF/P505/GY/A



GREEN
BCF/P505/GN/A



BLUE
BCF/P505/BL/A



BLACK
BCF/P505/BK/A

Java 200

£243.00^{RRP}

Medium Back Operator Chair with Height Adjustable Arms



RED
BCF/P505/RD/ADT



GREY
BCF/P505/GY/ADT



GREEN
BCF/P505/GN/ADT



BLUE
BCF/P505/BL/ADT



BLACK
BCF/P505/BK/ADT


Java 300

£175.00^{RRP}

Medium Back Operator Chair - Triple Lever



- Posture curved seat with waterfall front - fitted with an under-seat skirt
- Independent seat tilt
- Contoured backrest with integrated lumbar support
- Certified to BS EN 1335 Level 3



	mm
① SEAT WIDTH	470
② SEAT DEPTH	445
③ SEAT HEIGHT	450-550
④ BACK WIDTH	450
⑤ BACK HEIGHT	490-570



BLACK
BCF/P606/BK



RED
BCF/P606/RD



GREEN
BCF/P606/GN



NEW GREY
BCF/P606/GY

BLUE
BCF/P606/BL

Java 300

£200.00^{RRP}

Medium Back Operator Chair with Fixed Arms



BLACK
BCF/P606/BK/A



RED
BCF/P606/RD/A



GREEN
BCF/P606/GN/A



NEW GREY
BCF/P606/GY/A



BLUE
BCF/P606/BL/A

Java 300

£268.00^{RRP}

Medium Back Operator Chair with Height Adjustable Arms



BLACK
BCF/P606/BK/ADT



RED
BCF/P606/RD/ADT



GREEN
BCF/P606/GN/ADT



NEW GREY
BCF/P606/GY/ADT



BLUE
BCF/P606/BL/ADT


Nexus

£221.00^{RRP}



Medium Back Designer Mesh Operator Chair

- Sculptured lumbar and spine support
- Gas height adjustment
- Back tilt adjustment (lockable) and back height adjustment



	mm
① SEAT WIDTH	480
② SEAT DEPTH	480
③ SEAT HEIGHT	475-575
④ BACK WIDTH	445
⑤ BACK HEIGHT	550-580

BLACK
BCM/K512/BK



RED
BCM/K512/RD



BLUE
BCM/K512/BL

Nexus

£304.00^{RRP}

Medium Back Designer Mesh Operator Chair with Height Adjustable Arms



BLACK
BCM/K512/BK/ADT



RED
BCM/K512/RD/ADT



BLUE
BCM/K512/BL/ADT





	mm
SEAT WIDTH	520
SEAT DEPTH	490
SEAT HEIGHT	440-540
BACK WIDTH	500
BACK HEIGHT	530

Severn

£381.00^{RRP}

Ergonomic Medium Back Multi-functional Task Operator Chair with Adjustable Arms



- Medium contoured shaped backrest with 3D curvature incorporating lumbar and spine support
- Multi-set mechanism for gas seat height, backrest rake, forward seat tilt and seat slide
- Multi-directional, height adjustable arms



BLUE
1435MBSY/ABL



WINE
1435MBSY/AWN

BLACK
1435MBSY/ABK

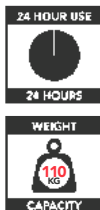


	mm
SEAT WIDTH	510
SEAT DEPTH	490
SEAT HEIGHT	440-540
BACK WIDTH	480
BACK HEIGHT	590

Thames

£395.00^{RRP}

Ergonomic High Back 24 Hour Multi-functional Task Operator Chair with Adjustable Arms



- High contoured shaped backrest with 3D curvature incorporating lumbar and spine support
- Multi-set mechanism for gas seat height, backrest rake, forward seat tilt and seat slide
- Multi-directional, height adjustable arms
- Recommended for 24 hour use



BLACK
1431FBSY/ABK



WINE
1431FBSY/AWN

BLUE
1431FBSY/ABL


Babylon

£411.00^{RRP}

24 Hour Operator Chair



- Triple paddle mechanism with tension control for individual user body weight
- Seat slide for increased seat depth
- Arms are height adjustable with multi-directional pads
- Recommended for 24 hour use



BLUE
BCF/R440/BL




BLACK
BCF/R440/BK

Babylon

£441.00^{RRP}



	mm
SEAT WIDTH	520
SEAT DEPTH	510
SEAT HEIGHT	500-580
BACK WIDTH	525
BACK HEIGHT	730



24 Hour Operator Chair - Bonded Leather



BLACK LEATHER
BCL/R440/BK



Fortis

£441.00^{RRP}

Bariatric Fabric Task/Managers Chair



- Posture curved seat with waterfall front and an under-seat skirt
- Contoured backrest with integrated lumbar support



BLACK
BCF/K360/BK

N09 Arms **£50.00**^{RRP}



- Shark fin style hoop arms
 • Boxed in pairs - Code: N09

AD1 Arms **£58.00**^{RRP}



- Hoop style adjustable arms
 • Boxed in pairs - Code: AD1

STA Arms **£67.00**^{RRP}



- Hoop arms with satin back post
 • Boxed in pairs - Code: STA

ADT Arms **£83.00**^{RRP}



- T-section adjustable arms
 • Boxed in pairs - Code: ADT



Foot-Ring Conversion Kit **£77.00**^{RRP}

- Fits any chair in task/operator range
 - Includes gas lift, glides and adjustable foot-ring
 - Seat height - 555-815mm
- Code: FCK

Hard Floor Castors

Set of 5 **£35.00**^{RRP}



- Recommended for use on all hard floor surfaces including hardwood, ceramic tile, marble
- Non-marking
- Highly manoeuvrable
- Fits all standard bases in the range
- Set of 5 - Code: SP01010

Glides


Set of 5 **£35.00**^{RRP}



- Designed to give better stability over castors
- Suitable for both hard and soft floor surfaces
- Fits all standard bases in the range
- Set of 5 - Code: GLIDE/PACK
- Singles - Code: GLIDE **£4**^{RRP}

Chair Mat - Carpet

£59.00^{RRP}



- Lipped and studded chair mat for carpet
 - 2mm Thick polypropylene mat protects carpet
- Dimensions (mm): 1200 (L)x900 (W)x2 (D)
 Code: CP2C

Chair Mat - Hard Floor

£59.00^{RRP}



- Lipped and non-studded chair mat for hard flooring
 - 2mm Thick polypropylene mat protects hard flooring
- Dimensions (mm): 1200 (L)x900 (W)x2 (D)
 Code: CP2HF

VISITORS/BOARDROOM COLLECTION

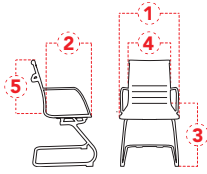
FREE 48HR DELIVERY (U.K. MAINLAND) • NO MINIMUM ORDER
ORDERS OUTSIDE U.K. MAINLAND - P.O.A



Aura

£204.00^{RRP}

Contemporary Bonded Leather Cantilever Armchair with Chrome Frame and Upholstered Armrests



	mm
① SEAT WIDTH	490
② SEAT DEPTH	485
③ SEAT HEIGHT	460
④ BACK WIDTH	430
⑤ BACK HEIGHT	480



Aura

£204.00^{RRP}

Fabric Cantilever



BLACK/GREY FLECK
BCF/8003AV/BGF



BLACK/GREY FLECK
BCF/8003AV/BGF



OX BLOOD
BCL/8003AV/OX



FOREST GREEN
BCL/8003AV/FGN



BROWN
BCL/8003AV/BW



WHITE
BCL/8003AV/WH



OX BLOOD
BCL/8003AV/OX



BLACK
BCL/8003AV/BK



GREY
BCL/8003AV/GY



Greenwich

£198.00^{RRP}

High Back Leather Effect Cantilever Visitors Chair with Contoured Design Backrest, Posture Curved Seat and Waterfall Front



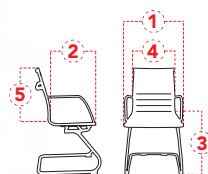
BLACK
BCP/T401/BK



CREAM
BCP/T401/CM



	mm
① SEAT WIDTH	500
② SEAT DEPTH	510
③ SEAT HEIGHT	480
④ BACK WIDTH	500
⑤ BACK HEIGHT	585



Fleet

£208.00^{RRP}

Leather Faced Chrome Framed Visitors Armchair



BLACK
369AV/L



	mm
SEAT WIDTH	470
SEAT DEPTH	490
SEAT HEIGHT	510
BACK WIDTH	480
BACK HEIGHT	570

Nexus

£228.00^{RRP}

Medium Back Two Tone Mesh Cantilever Chair with Chrome Frame, Integrated Armrests and Sculptured Lumbar & Spine Support



	mm
SEAT WIDTH	480
SEAT DEPTH	505
SEAT HEIGHT	450
BACK WIDTH	450
BACK HEIGHT	510

STACKS 3 HIGH



BLACK
BCM/K512V/BK



RED
BCM/K512V/RD



BLUE
BCM/K512V/BL



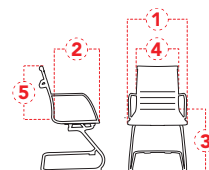
Luna

£252.00^{RRP}

Designer Mesh Cantilever Chair with Folding Arms and Black or Chrome Frame



	mm
① SEAT WIDTH	500
② SEAT DEPTH	500
③ SEAT HEIGHT	480
④ BACK WIDTH	530
⑤ BACK HEIGHT	580



GREY
BCM/L1302V/GY



GREY & WHITE
BCM/L1302V/WHGY



BLUE
BCM/L1302V/BL



BLACK
BCM/L1302V/BK



GREEN
BCM/L1302V/GN



ORANGE
BCM/L1302V/OG



RED
BCM/L1302V/RD



BLUE & WHITE
BCM/L1302V/WHBL



RED & WHITE
BCM/L1302V/WHRD



BLACK & WHITE
BCM/L1302V/WHBK



PURPLE & WHITE
BCM/L1302V/WHPL

Luna - Two Tone

£252.00^{RRP}



Designer Two Tone Mesh Cantilever Chair with Black Frame & Folding Arms



BLACK & GREEN
BCM/T1302V/GN



BLACK & RED
BCM/T1302V/RD



BLACK & BLUE
BCM/T1302V/BL



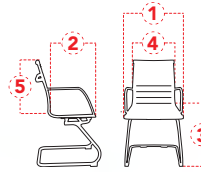
BLACK & ORANGE
BCM/T1302V/OG



Avanti

£254.00^{RRP}

Bonded Leather Medium Back Cantilever Armchair with Individual Back Cushions and Chrome Arms & Base



	mm
① SEAT WIDTH	490
② SEAT DEPTH	495
③ SEAT HEIGHT	505
④ BACK WIDTH	430
⑤ BACK HEIGHT	500



OX BLOOD
BCL/5003AV/OX



WHITE
BCL/5003AV/WH



BROWN
BCL/5003AV/BW



FOREST GREEN
BCL/5003AV/FGN



GREY
BCL/5003AV/GY



BLACK
BCL/5003AV/BK



OX BLOOD
BCL/5003AV/OX



Hudson

£367.00^{RRP}

Stylish Leather Faced Cantilever Framed Visitors Armchair



BURGUNDY
608AV/LBY



BLACK
608AV/LBK



CREAM
608AV/LCM

SEAT WIDTH	540
SEAT DEPTH	530
SEAT HEIGHT	510
BACK WIDTH	500
BACK HEIGHT	720



Truro

£411.00^{RRP}

Leather Faced Cantilever Framed Visitors Armchair with Contrasting Piping



BLACK
609AV/LBK



BURGUNDY
609AV/LBY



CREAM
609AV/LCM

SEAT WIDTH	560
SEAT DEPTH	520
SEAT HEIGHT	510
BACK WIDTH	480
BACK HEIGHT	510



Santiago

£486.00^{RRP}

Italian Leather Faced Cantilever Chrome Framed Visitors Armchair with Sculptured Spine and Lumbar Support

MODERATE USE



3.5 HOURS

WEIGHT



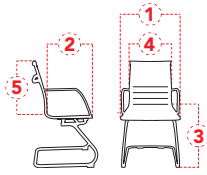
110 KG

CAPACITY



LEATHER FACED

	mm
① SEAT WIDTH	537
② SEAT DEPTH	540
③ SEAT HEIGHT	530
④ BACK WIDTH	537
⑤ BACK HEIGHT	600



BROWN
618AV/BW



TAN
618AV/TN



BLACK
618AV/LBK

Sandown

£501.00^{RRP}

Italian Leather Faced Cantilever Chrome Framed Visitors Armchair with Sculptured Spine and Lumbar Support

MODERATE USE



3.5 HOURS

WEIGHT



110 KG

CAPACITY



LEATHER FACED

	mm
SEAT WIDTH	550
SEAT DEPTH	520
SEAT HEIGHT	490
BACK WIDTH	540
BACK HEIGHT	580



BLACK
617AV/LBK



BROWN
617AV/BW



TAN
617AV/TN

INDUSTRIAL/CONFERENCE COLLECTION

FREE 48HR DELIVERY (U.K. MAINLAND) • NO MIN ORDER (EXCEPT ISO)
ORDERS OUTSIDE U.K. MAINLAND - P.O.A



Iso Min order QTY 10


£63.00^{RRP}

Traditional Style Black Framed Conference Chair



- High quality moulded plastic rear back shell and under seat shell
- Black epoxy powdercoated steel oval tube frame
- Legs supplied with end caps to prevent damage to floor
- Stacks up to 5 high - no assembly required

	mm
① SEAT WIDTH	530
② SEAT DEPTH	420
③ SEAT HEIGHT	510
④ BACK WIDTH	490
⑤ BACK HEIGHT	330



Iso Min order QTY 10 £79.00^{RRP}

Black Framed Conference Chair - Vinyl



BLACK VINYL
BCF/1609/BKV



BLUE
BCF/1609/BL

BLACK
BCF/1609/BK

Iso Min order QTY 10

£83.00^{RRP}

Traditional Style Chrome Framed Conference Chair



- High quality moulded plastic rear back shell and under-seat shell
- Robust chromed steel oval tube frame
- Legs supplied with end caps to prevent damage to floor
- Stacks up to 5 high - no assembly required

	mm
SEAT WIDTH	530
SEAT DEPTH	420
SEAT HEIGHT	510
BACK WIDTH	490
BACK HEIGHT	330



Iso Min order QTY 10 £96.00^{RRP}

Chrome Framed Conference Chair - Vinyl



BLACK VINYL
BCF/1608/BKV



BLACK
BCF/1608/BK

BLUE
BCF/1608/BL



Tahara

£141.00^{RRP}

Beech Framed Stackable Armchair - Vinyl



- Contoured upholstered seat with waterfall front
- Quality beech laminate frame with integral arm supports for increased aesthetics and durability
- Stacks up to 4 high for space efficient storage
- Wipe clean vinyl upholstery



BLUE
2050/A/BEVLV

BLACK
2050/A/BEBKV



Tahara

£141.00^{RRP}

Beech Framed Stackable Side Chair - Vinyl



BLACK
2070/BE/BKV

BLUE
2070/BE/BLV

Tahara


£155.00^{RRP}

Beech Framed Stackable Armchair



- Contoured upholstered seat with waterfall front
- Quality beech laminate frame with integral arm supports for increased aesthetics and durability
- Stacks up to 4 high for space efficient storage

	mm
① SEAT WIDTH	530
② SEAT DEPTH	580
③ SEAT HEIGHT	440
④ BACK WIDTH	530
⑤ BACK HEIGHT	225



AQUA
2050/A/BE/AQ



WINE
2050/A/BE/WN



BLACK
2050/A/BE/BK

BLUE
2050/A/BE/BL

Tahara

£155.00^{RRP}

Beech Framed Stackable Side Chair



AQUA
2070/BE/AQ



WINE
2070/BE/WN



BLUE
2070/BE/BL



BLACK
2070/BE/BK




Kore 2 per Box

£187.00^{RRP}

Stylish Stackable Poly Chair with Padded Upholstered Seat, Chrome Frame and White Shell



- Hand hole in backrest for easy lifting
- Ideal for conference rooms, assembly halls and breakout areas
- Stacks up to 5 high for efficient storage



	mm
① SEAT WIDTH	400
② SEAT DEPTH	430
③ SEAT HEIGHT	440
④ BACK WIDTH	420
⑤ BACK HEIGHT	410



BLUE
BCP/S900/BL



ORANGE
BCP/S900/OG




BLACK
BCP/S900/BK



Java-D

£237.00^{RRP}



	mm
① SEAT WIDTH	470
② SEAT DEPTH	445
③ SEAT HEIGHT	590-720
④ BACK WIDTH	450
⑤ BACK HEIGHT	490-570



Medium Back Draughtsmans Chair

- Posture curved seat with waterfall front and an under-seat skirt
- Contoured backrest with integrated lumbar support
- Supplied with glides as standard and height adjustable foot-ring which can be set at any point on the gas lift



GREY BCF/P505/GY/FCK



BLACK BCF/P505/BK/FCK



RED BCF/P505/RD/FCK



BLUE BCF/P505/BL/FCK



GREEN BCF/P505/GN/FCK

Derwent

£243.00^{RRP}



SEAT HEIGHT



BACK HEIGHT




WEIGHT
110 KG
CAPACITY

Low Back Polyurethane Operator Chair

- Durable polyurethane operator chair (which may be used for various applications)
- Spring loaded backrest mechanism
- Arms may be fitted retrospectively



CASUAL USE
0-3 HOURS



	mm
① SEAT WIDTH	470
② SEAT DEPTH	430
③ SEAT HEIGHT	430-530
④ BACK WIDTH	420
⑤ BACK HEIGHT	320



BLACK
POLY/OPS

Derwent-D

£307.00^{RRP}



SEAT HEIGHT



BACK HEIGHT



WEIGHT
110 KG
CAPACITY

Low Back Polyurethane Draughtsmans Chair

- Durable polyurethane operator chair (which may be used for various applications)
- Spring loaded backrest mechanism
- Foot-ring is height adjustable and can be set at any point on the gas lift
- Arms may be fitted retrospectively



CASUAL USE
0-3 HOURS

	mm
SEAT WIDTH	460
SEAT DEPTH	430
SEAT HEIGHT	590-720
BACK WIDTH	425
BACK HEIGHT	310



BLACK
POLY/FCK

RECEPTION/BREAKOUT COLLECTION

FREE 48HR DELIVERY (U.K. MAINLAND) • NO MINIMUM ORDER

ORDERS OUTSIDE U.K. MAINLAND - P.O.A

RETURNS OUTSIDE OF DAMAGED OR FAULTY - P.O.A



Milano

£383.00^{RRP}

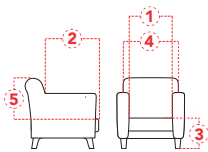
Stylish & Modern Low Back Tub Chair Upholstered in a Durable Leather Faced Finish



- Stylish stitch detail and elegant line styling for a distinctively modern look
- Suitable for meeting room and reception areas
- Robust framework



BROWN
TUB/LBW



	mm
① SEAT WIDTH	640
② SEAT DEPTH	600
③ SEAT HEIGHT	460
④ BACK WIDTH	640
⑤ BACK HEIGHT	250

BLACK
TUB/LBK



BROWN
7754/BW

Metro

£394.00^{RRP}

Modern Cubed Armchair Upholstered in a Durable Leather Effect Finish

- Generous deep cushioned seat and backrest with sectional upholstery and stylish stitch detail
- Robust framework with mahogany stained leg frame
- Suitable for meeting room and reception areas



	mm
SEAT WIDTH	460
SEAT DEPTH	455
SEAT HEIGHT	450
BACK WIDTH	565
BACK HEIGHT	400



BROWN
7764/BW

Metro

£410.00^{RRP}

Modern Curved Armchair Upholstered in a Durable Leather Effect Finish

- Generous deep cushioned seat and backrest with sectional upholstery and stylish stitch detail
- Robust framework with mahogany stained leg frame
- Suitable for meeting room and reception areas



	mm
SEAT WIDTH	510
SEAT DEPTH	500
SEAT HEIGHT	510
BACK WIDTH	540
BACK HEIGHT	360



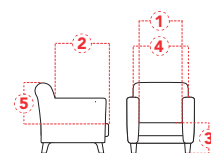
BROWN
7790/BW

Metro

£510.00^{RRP}

Medium Back Lounge Armchair Upholstered in a Durable Leather Effect Finish

- Generous deep cushioned seat and backrest with sectional upholstery and stylish stitch detail
- Robust framework with mahogany stained feet
- Suitable for meeting room and reception areas



	mm
① SEAT WIDTH	530
② SEAT DEPTH	560
③ SEAT HEIGHT	430
④ BACK WIDTH	530
⑤ BACK HEIGHT	450

Metro

FROM **£441.00**^{RRP}



Stylish & Modern Mid Back Tub Style Armchair Upholstered in a Durable Leather Effect Finish

- Generous deep cushioned seat and backrest with sectional upholstery and stylish stitch detail
- Robust framework with mahogany stained feet
- Suitable for meeting room and reception areas



£441.00^{RRP}

SINGLE SEATER
BROWN • 7788/BW

	mm
SEAT WIDTH	725
SEAT DEPTH	640
SEAT HEIGHT	430
BACK WIDTH	725
BACK HEIGHT	340

£736.00^{RRP}

TWO SEATER
BROWN • 7782/BW

	mm
SEAT WIDTH	1050
SEAT DEPTH	540
SEAT HEIGHT	440
BACK WIDTH	1040
BACK HEIGHT	340



£868.00^{RRP}

THREE SEATER
BROWN • 7783/BW

	mm
SEAT WIDTH	1510
SEAT DEPTH	540
SEAT HEIGHT	440
BACK WIDTH	1520
BACK HEIGHT	340



Valencia

FROM **£831.00**^{RRP}

Contemporary Oversized Leather Faced Reception Chair • Classic Button Design

- Classic square buttoned stitching design
- Stunning stainless steel frame encompassing curvaceous leg design
- Cushions mounted to frame via straps for an almost 'suspended' feel

MODERATE USE

3.5 HOURS

WEIGHT

110 KG

CAPACITY

LEATHER FACED



£831.00^{RRP}
SINGLE SEATER
BLACK • BSL/X100/BK

	mm
SEAT WIDTH	760
SEAT DEPTH	520
SEAT HEIGHT	420
BACK WIDTH	760
BACK HEIGHT	480



£1,300.00^{RRP}
TWO SEATER
BLACK • BSL/X101/BK

	mm
SEAT WIDTH	1390
SEAT DEPTH	520
SEAT HEIGHT	420
BACK WIDTH	1390
BACK HEIGHT	480

Belmont

FROM **£831.00**^{RRP}



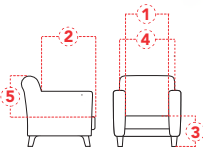
Contemporary Cubed Leather Faced Reception Chair with Stainless Steel Frame

- An elegant cubed reception chair upholstered in a black leather finish, creating a retro image
- Oversized deep cushioned seat with low height supportive backrest
- Stylish stainless steel frame and integrated leg supports wrap around the chair to create an illusion of being 'suspended'

£831.00^{RRP}
SINGLE SEATER
BLACK • BSL/X200/BK



	mm
① SEAT WIDTH	560
② SEAT DEPTH	580
③ SEAT HEIGHT	410
④ BACK WIDTH	860
⑤ BACK HEIGHT	300



£1,367.00^{RRP}
TWO SEATER
BLACK • BSL/X201/BK

	mm
SEAT WIDTH	1110
SEAT DEPTH	580
SEAT HEIGHT	410
BACK WIDTH	1400
BACK HEIGHT	300



£1,838.00^{RRP}
THREE SEATER
BLACK • BSL/X202/BK

	mm
SEAT WIDTH	1660
SEAT DEPTH	580
SEAT HEIGHT	410
BACK WIDTH	1960
BACK HEIGHT	300

Wave Series

FROM
£162.00^{RRP}

Contemporary Modular Reception Seating Collection



- Oversized deep cushioned seats
- Low and generously padded backrest with curvature for increased comfort and aesthetics



Please allow **28 working days from date of order**

Product is non refundable



Ordering & Pricing

Please use the code of your chosen unit, followed by the code of the fabric in which you would like the unit to be upholstered in i.e BTF/O700/YP110

For two tone fabrics, please specify the seat first and back/base second i.e BTF/O700/YP110/YP081

Please note that if you specify fabrics from different fabric groups then the more expensive fabric group will determine the overall unit price

Available in the following Camira fabric groups:

Group 1: Phoenix

Group 2: Advantage & Xtreme

Please see page 94 for fabric swatches

1 Armchair Unit

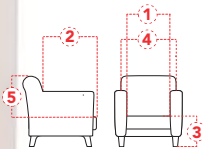


BSF/O600

GROUP 1 - £411.00^{RRP}

GROUP 2 - £454.00^{RRP}

	mm
1 SEAT WIDTH	570
2 SEAT DEPTH	520
3 SEAT HEIGHT	430
4 BACK WIDTH	570
5 BACK HEIGHT	350



2 Armchair Unit Right Hand



BSF/O400

GROUP 1 - £367.00^{RRP}

GROUP 2 - £391.00^{RRP}

	mm
SEAT WIDTH	570
SEAT DEPTH	520
SEAT HEIGHT	430
BACK WIDTH	570
BACK HEIGHT	350

3 Rectangular Unit



BSF/O100

GROUP 1 - £272.00^{RRP}

GROUP 2 - £287.00^{RRP}

	mm
SEAT WIDTH	570
SEAT DEPTH	520
SEAT HEIGHT	430
BACK WIDTH	570
BACK HEIGHT	350

7



7 Table Unit with Beech Top



BTF/O700

GROUP 1 - £162.00^{RRP}

GROUP 2 - £172.00^{RRP}

	mm
WIDTH	620
DEPTH	620
HEIGHT	275

5



BELOW CONFIG
GROUP 1 FABRIC **£2,277.00**^{RRP}

BELOW CONFIG
GROUP 1 FABRIC **£3,348.00**^{RRP}

BELOW CONFIG
GROUP 1 FABRIC **£2,842.00**^{RRP}



4 Concave Unit



BSF/O300

GROUP 1 - £279.00^{RRP}

GROUP 2 - £292.00^{RRP}

	mm
SEAT WIDTH	230-450
SEAT DEPTH	520
SEAT HEIGHT	430
BACK WIDTH	570
BACK HEIGHT	350

5 Convex Unit



BSF/O200

GROUP 1 - £279.00^{RRP}

GROUP 2 - £292.00^{RRP}

	mm
SEAT WIDTH	450-230
SEAT DEPTH	520
SEAT HEIGHT	430
BACK WIDTH	230
BACK HEIGHT	350

6 Armchair Unit Left Hand



BSF/O500

GROUP 1 - £367.00^{RRP}

GROUP 2 - £391.00^{RRP}

	mm
SEAT WIDTH	570
SEAT DEPTH	520
SEAT HEIGHT	430
BACK WIDTH	570
BACK HEIGHT	350



Please allow 28 working days from date of order. Product is non refundable.



Custom Upholstery

Seating ranges with the symbol to the right on their respective catalogue page are available with custom upholstery.

Products with custom upholstery are subject to longer leadtimes which are specified on the respective product pages.

Available fabrics - all from Camira, are shown below and on the next page, along with examples of code conventions and pricing.































Phoenix - Group 1

									
Campeche YP112	Bluebell YP097	Scuba YP082	Curacao YP005	Ocean YP100	Costa YP026	Tarot YP084	Guyana YP051	Sandstorm YP107	Blizzard YP081
									
Sombrero YP046	Havana YP009	Belize YP105	Calypso YP106	Lobster YP076	Olympic YP113	Solano YP110	Apple YP108	Montserrat YP011	Taboo YP045
									
Paseo YP019									


Please note that photographic fabric scans are not colour accurate.
Please request physical fabric samples from camirafabrics.com before ordering.

Advantage - Group 2

									
Tawny AD098	Red AD014	Cinnamon AD111	Cranberry AD005	Turquoise AD027	Trident AD124	Mineral AD010	Raspberry AD127	Wine AD020	Damson AD093
									
Grape AD029	Kingfisher AD122	Aqua AD002	Persian AD101	Purple AD118	Beetroot AD116	Nightshade AD011	Adriatic AD001	Aztec AD113	Pewter AD072
									
Granite AD009	Sea Blue AD017	Clipper AD126	Cobalt AD004	Hobbit AD213	Graphite AD066	Charcoal AD028	Black AD055		

Please note that photographic fabric scans are not colour accurate.
Please request physical fabric samples from camirafabrics.com before ordering.

Xtreme - Group 2



Please note that photographic fabric scans are not colour accurate.
Please request physical fabric samples from camirafabrics.com before ordering.

Code Examples

Custom products by nature are not stocked and currently are unavailable for purchase via our website, although this will be implemented soon.

For products which are currently available for custom upholstery, you can order via purchase order/email. Please note the following when ordering and/or reselling via your own website(s):

Please replace the part of the existing product code which specifies fabric, with the Camira fabric code of your choice, i.e;

ERGO/KTAG/M/YS081 (Black Ergo with Camira Xtreme Blizzard Seat)

ERGO/KTAG/GY/YS168 (Grey Ergo with Camira Xtreme Tortuga Seat)

In the case of two tone fabric requirements (where available), the seat fabric choice should be specified first and then the rest of the upholstery, i.e;

BSF/O200/YP105/YP106 (Wave Convex unit with Phoenix Belize Seat and Phoenix Calypso Base/Back)

It is also acceptable for purchase orders to state 'Ergo Black with Camira Xtreme Blizzard Seat'

Please note that in the case of two tone upholstery, the highest cost fabric group dictates the overall price of the unit.

COMMERCIAL DESKING COLLECTION

FREE 48HR DELIVERY (U.K. MAINLAND) ON ORDERS OVER £300 • PALLETISED DELIVERY
ORDERS UNDER £300 ARE SUBJECT TO £30 DELIVERY CHARGE
ORDERS OUTSIDE U.K. MAINLAND - P.O.A



Straight Desk

FROM £220.00^{RRP}



Rectangular Desk with Cable Management & Modesty Panel

- 25mm top boards available in 4 finishes with 2 desk top cable ports
- 18mm modesty panel with 2 cable management ports
- Double strut cantilever legs in 2 powdercoated colour finishes
- Height adjustable feet
- Available in widths of 1000, 1200, 1400 and 1600mm



WHITE



OAK



BEECH

WALNUT

Frame Colour	WHITE TOP	OAK TOP	BEECH TOP	WALNUT TOP	Width (mm)	Depth (mm)	Height (mm)	RRP (£)	
NEW	Silver	ET/SD/1000/WH	ET/SD/1000/OK	ET/SD/1000/BE	ET/SD/1000/WN	1000	600	730	220
	Silver	ET/SD/1200SH/WH	ET/SD/1200SH/OK	ET/SD/1200SH/BE	ET/SD/1200SH/WN	1200	600	730	240
	Silver	ET/SD/1200/WH	ET/SD/1200/OK	ET/SD/1200/BE	ET/SD/1200/WN	1200	800	730	261
	Silver	ET/SD/1400/WH	ET/SD/1400/OK	ET/SD/1400/BE	ET/SD/1400/WN	1400	800	730	298
	Silver	ET/SD/1600/WH	ET/SD/1600/OK	ET/SD/1600/BE	ET/SD/1600/WN	1600	800	730	309
	White	ET/SD/1000/WHWH	ET/SD/1000/OKWH	ET/SD/1000/BEWH	ET/SD/1000/WNWH	1000	600	730	220
	White	ET/SD/1200/WHWH	ET/SD/1200/OKWH	ET/SD/1200/BEWH	ET/SD/1200/WNWH	1200	800	730	261
	White	ET/SD/1400/WHWH	ET/SD/1400/OKWH	ET/SD/1400/BEWH	ET/SD/1400/WNWH	1400	800	730	298
	White	ET/SD/1600/WHWH	ET/SD/1600/OKWH	ET/SD/1600/BEWH	ET/SD/1600/WNWH	1600	800	730	309

Ergonomic Desk

FROM £319.00^{RRP}



Ergonomic Desk with Cable Management & Modesty Panels

- 25mm top boards available in 4 finishes with 3 desk top cable ports
- 18mm modesty panels with 4 cable management ports
- Double strut cantilever legs in 2 powdercoated colour finishes
- Height adjustable feet
- Available in widths of 1400, 1600 and 1800mm



WHITE



OAK



BEECH

WALNUT
(LEFT-HAND)

Frame Colour	WHITE TOP	OAK TOP	BEECH TOP	WALNUT TOP	Orientation	Width (mm)	Depth (mm)	Height (mm)	RRP (£)	
	Silver	ET/ED/1400/L/WH	ET/ED/1400/L/OK	ET/ED/1400/L/BE	ET/ED/1400/L/WN	Left-Hand	1400	800-1200	730	319
	Silver	ET/ED/1400/R/WH	ET/ED/1400/R/OK	ET/ED/1400/R/BE	ET/ED/1400/R/WN	Right-Hand	1400	800-1200	730	319
	Silver	ET/ED/1600/L/WH	ET/ED/1600/L/OK	ET/ED/1600/L/BE	ET/ED/1600/L/WN	Left-Hand	1600	800-1200	730	334
	Silver	ET/ED/1600/R/WH	ET/ED/1600/R/OK	ET/ED/1600/R/BE	ET/ED/1600/R/WN	Right-Hand	1600	800-1200	730	334
	Silver	ET/ED/1800/L/WH	ET/ED/1800/L/OK	ET/ED/1800/L/BE	ET/ED/1800/L/WN	Left-Hand	1800	800-1200	730	438
	Silver	ET/ED/1800/R/WH	ET/ED/1800/R/OK	ET/ED/1800/R/BE	ET/ED/1800/R/WN	Right-Hand	1800	800-1200	730	438
	White	ET/ED1400L/WHWH	ET/ED1400L/OKWH	ET/ED1400L/BEWH	ET/ED1400L/WNWH	Left-Hand	1400	800-1200	730	319
	White	ET/ED1400R/WHWH	ET/ED1400R/OKWH	ET/ED1400R/BEWH	ET/ED1400R/WNWH	Right-Hand	1400	800-1200	730	319
	White	ET/ED1600L/WHWH	ET/ED1600L/OKWH	ET/ED1600L/BEWH	ET/ED1600L/WNWH	Left-Hand	1600	800-1200	730	334
	White	ET/ED1600R/WHWH	ET/ED1600R/OKWH	ET/ED1600R/BEWH	ET/ED1600R/WNWH	Right-Hand	1600	800-1200	730	334
	White	ET/ED1800L/WHWH	ET/ED1800L/OKWH	ET/ED1800L/BEWH	ET/ED1800L/WNWH	Left-Hand	1800	800-1200	730	438
	White	ET/ED1800R/WHWH	ET/ED1800R/OKWH	ET/ED1800R/BEWH	ET/ED1800R/WNWH	Right-Hand	1800	800-1200	730	438

FREE 48HR DELIVERY (U.K. MAINLAND) ON ORDERS OVER £300 • ORDERS UNDER £300 ARE SUBJECT TO £30 DELIVERY CHARGE

Mobile Pedestal

£224.00^{RRP}



WALNUT

Mobile Pedestal with Castors for Mobility. Low Height Allows Unit to Slide Under Desk. Available with 2 & 3 Drawers

- 25mm thick tops
- Metal to metal fixings
- 18mm thick side walls
- 18mm thick back board
- Fits A4 or foolscap
- Anti-tilt design
- Central locking mechanism
- Stylish metal handles
- Solid box drawer construction
- 5kg drawer weight capacity



BEECH



OAK



WHITE



2 DRAWER UNIT

Finish	Code	Width (mm)	Depth (mm)	Height (mm)	RRP (£)
	WALNUT ET/MOBPED/2/WN	430	500	510	224
	BEECH ET/MOBPED/2/BE	430	500	510	224
	OAK ET/MOBPED/2/OK	430	500	510	224
	WHITE ET/MOBPED/2/WH	430	500	510	224

3 DRAWER UNIT

Finish	Code	Width (mm)	Depth (mm)	Height (mm)	RRP (£)
	WALNUT ET/MOBPED3/WN	430	500	510	224
	BEECH ET/MOBPED3/BE	430	500	510	224
	OAK ET/MOBPED3/OK	430	500	510	224
	WHITE ET/MOBPED3/WH	430	500	510	224

Desk High Pedestal

FROM £317.00^{RRP}



WALNUT

Pedestal on Feet, For Placing Next to a Desk at Same Height as all Desks in the Desking Range. Available in 600 & 800mm Depths

- 25mm thick tops
- Metal to metal fixings
- 18mm thick side walls
- Adjustable feet
- 18mm thick back board
- Fits A4 or foolscap
- 5kg drawer weight capacity
- Anti-tilt design
- Central locking mechanism
- Stylish metal handles
- Solid box drawer construction



BEECH



OAK



WHITE

600MM DEPTH UNIT

Finish	Code	Width (mm)	Depth (mm)	Height (mm)	RRP (£)
	WALNUT ET/PED/600/WN	430	600	730	317
	BEECH ET/PED/600/BE	430	600	730	317
	OAK ET/PED/600/OK	430	600	730	317
	WHITE ET/PED/600/WH	430	600	730	317

800MM DEPTH UNIT

Finish	Code	Width (mm)	Depth (mm)	Height (mm)	RRP (£)
	WALNUT ET/PED/800/WN	430	800	730	397
	BEECH ET/PED/800/BE	430	800	730	397
	OAK ET/PED/800/OK	430	800	730	397
	WHITE ET/PED/800/WH	430	800	730	397

FREE 48HR DELIVERY (U.K. MAINLAND) ON ORDERS OVER £300 • ORDERS UNDER £300 ARE SUBJECT TO £30 DELIVERY CHARGE

Filing Cabinet

FROM **£404.00**RRP



Available with 2, 3 & 4 Drawers

- 25mm thick tops
- Metal to metal fixings
- 18mm thick side walls
- 18mm thick back board
- Fits A4 or foolscap
- Anti-tilt design
- Central locking mechanism
- Stylish metal handles
- Solid box drawer construction
- 5kg drawer weight capacity



Drawers No.	WHITE	OAK	BEECH	WALNUT	Width (mm)	Depth (mm)	Height (mm)	RRP (£)
2	ET/FC/2D/WH	ET/FC/2D/OK	ET/FC/2D/BE	ET/FC/2D/WN	500	600	816	404
3	ET/FC/3D/WH	ET/FC/3D/OK	ET/FC/3D/BE	ET/FC/3D/WN	500	600	1150	438
4	ET/FC/4D/WH	ET/FC/4D/OK	ET/FC/4D/BE	ET/FC/4D/WN	500	600	1484	553

Bookcase

FROM **£208.00**RRP



Available with 1, 3 & 4 Shelves

- 25mm thick tops
- 20kg shelf weight capacity
- Metal to metal fixings
- 18mm thick side walls and back board
- Adjustable feet
- Adjustable shelves;
 - 800mm unit - 1x Adjustable
 - 1600mm unit - 2x Adjustable/1x fixed
 - 2000mm unit - 3x Adjustable/1x fixed



Shelves No.	WHITE	OAK TOP	BEECH TOP	WALNUT TOP	Width (mm)	Depth (mm)	Height (mm)	RRP (£)
1	ET/BC/800/WH	ET/BC/800/OK	ET/BC/800/BE	ET/BC/800/WN	800	400	800	208
3	ET/BC/1600/WH	ET/BC/1600/OK	ET/BC/1600/BE	ET/BC/1600/WN	800	400	1600	323
4	ET/BC/2000/WH	ET/BC/2000/OK	ET/BC/2000/BE	ET/BC/2000/WN	800	400	2000	369

Cupboard

FROM **£277.00**RRP



Available with 1, 3 & 4 Shelves

- 25mm thick tops
- Metal to metal fixings
- 18mm thick side walls and back board
- Adjustable feet
- 20kg shelf weight capacity
- Locking doors
- Metal handles
- Adjustable shelves;
 - 800mm unit - 1x Adjustable
 - 1600mm unit - 2x Adjustable/1x fixed
 - 2000mm unit - 3x Adjustable/1x fixed



Shelves No.	WHITE	OAK	BEECH	WALNUT	Width (mm)	Depth (mm)	Height (mm)	RRP (£)
1	ET/CB/800/WH	ET/CB/800/OK	ET/CB/800/BE	ET/CB/800/WN	800	400	800	277
3	ET/CB/1600/WH	ET/CB/1600/OK	ET/CB/1600/BE	ET/CB/1600/WN	800	400	1600	415
4	ET/CB/2000/WH	ET/CB/2000/OK	ET/CB/2000/BE	ET/CB/2000/WN	800	400	2000	484

FREE 48HR DELIVERY (U.K. MAINLAND) ON ORDERS OVER £300 • ORDERS UNDER £300 ARE SUBJECT TO £30 DELIVERY CHARGE

VERSA-TABLES COLLECTION

FREE 48HR DELIVERY (U.K. MAINLAND) • NO MINIMUM ORDER
ORDERS OUTSIDE U.K. MAINLAND - P.O.A





Deceptively simple and extremely **versatile**, the versa-tables range offers multipurpose tabular solutions at an unbeatable price.

A wide selection of product options combined with multiple top and leg finishes will suit any space, colour and usage requirement.



Standard modular table range with powdercoated steel frame

- 18mm MFC tops with 2.5mm impact resistant ABS edging
- Spiral stackable
- Powdercoated 16 gauge steel frame
- Heavy duty adjustable feet

Image	SKU	Description	Width (mm)	Depth (mm)	Height (mm)	RRP (£)
	MOD/800/SB	Square - Beech Top/Silver Frame	800	800	725	154
	MOD/1200/BB	Rectangular - Beech Top/Black Frame	1200	800	725	162
	MOD/1200/SB	Rectangular - Beech Top/Silver Frame	1200	800	725	162
	MOD/1400/BB	Rectangular - Beech Top/Black Frame	1400	800	725	174
	MOD/1400/SB	Rectangular - Beech Top/Silver Frame	1400	800	725	174
	MOD/1600/BB	Rectangular - Beech Top/Black Frame	1600	800	725	184
	MOD/1600/SB	Rectangular - Beech Top/Silver Frame	1600	800	725	184

Modular table range with folding tubular chrome frame

- 25mm MFC tops with 2.5mm impact resistant ABS edging
- Folding frame
- 16 gauge tubular steel chrome legs
- Heavy duty adjustable feet
- locking safety device

Image	SKU	Description	Width (mm)	Depth (mm)	Height (mm)	RRP (£)
	F-MOD/1200/CB	Rectangular - Beech Top/Chrome Legs	1200	800	725	404
	F-MOD/1200/CWH	Rectangular - White Top/Chrome Legs	1200	800	725	404
	F-MOD/1600/CB	Rectangular - Beech Top/Chrome Legs	1600	800	725	433
	F-MOD/1600/CWH	Rectangular - White Top/Chrome Legs	1600	800	725	433
	F-MOD/1600S/CB	Semi Circular - Beech Top/Chrome Legs	1600	800	725	487
	F-MOD/1600S/CWH	Semi Circular - White Top/Chrome Legs	1600	800	725	487

HOME OFFICE COLLECTION

FREE 48HR DELIVERY (U.K. MAINLAND)

NO MINIMUM ORDER

ORDERS OUTSIDE U.K. MAINLAND - P.O.A



Amelia

£128.00^{RRP}

Stylish & Lightweight Medium Back Fabric Chair



- Comfortable fabric chair with detailed panel stitching
- Solid beech legs
- Available in four stunning colours



SEAT WIDTH	480
SEAT DEPTH	385
SEAT HEIGHT	440
BACK WIDTH	440
BACK HEIGHT	350



PURPLE
BCF/B570/PL



MUSTARD
BCF/B570/MT



DENIM
BCF/B570/DN



GREY
BCF/B570/GY

Flow

£228.00^{RRP}

Designer Poly Swivel Chair with White Shell and Chrome Base



- Single piece white back and seat shell
- Upholstered and padded seat cushion



SEAT WIDTH	460
SEAT DEPTH	425
SEAT HEIGHT	460-540
BACK WIDTH	440
BACK HEIGHT	400



WHITE & BLACK
BCP/K544/WH-BK

Nordic

£242.00^{RRP}

Compact High Gloss Workstation with Contemporary Curves and Spacious Storage Drawer

- High gloss 42mm hollow board construction
- Available in stunning white or black high gloss finish
- Single underdesk drawer



Finish			Width (mm)	Depth (mm)	Height (mm)	RRP (£)
	White High Gloss	BDW/F210/WH	1100	590	760	242
	Black High Gloss	BDW/F210/BK	1100	590	760	242

Tyrol

£242.00^{RRP}

Compact Workstation with Suspended Underdesk Drawer

- 15mm MFC Melamine top
- Steel square tubular legs with black or white powder coating
- Available in oak and walnut finish
- Single suspended underdesk drawer



OAK FINISH - BLACK LEGS
BDW/I201/BK-OK



OAK FINISH - WHITE LEGS
BDW/I201/WH-OK

WALNUT FINISH - BLACK LEGS
BDW/I201/BK-WN

WALNUT FINISH - WHITE LEGS
BDW/I201/WH-WN

Wood Finish	WHITE FRAME		BLACK FRAME		Width (mm)	Depth (mm)	Height (mm)	RRP (£)
	BDW/I201/WH-WN	BDW/I201/BK-WN	BDW/I201/WH-OK	BDW/I201/BK-OK				
Walnut	BDW/I201/WH-WN	BDW/I201/BK-WN	BDW/I201/WH-OK	BDW/I201/BK-OK	1200	600	730	242
Oak	BDW/I201/WH-OK	BDW/I201/BK-OK	BDW/I201/WH-WN	BDW/I201/BK-WN	1200	600	730	242

Vienna

£253.00^{RRP}

Compact Two Tier Workstation with Stylish Feature Frame and Upper Storage Shelf

- 15mm MFC Melamine top available in oak and walnut finish
- Steel square tubular frame with black or white powdercoating
- Three open storage compartments and complementing upper shelf



OAK FINISH - BLACK FRAME
BDW/I203/BK-OK



OAK FINISH - WHITE FRAME
BDW/I203/WH-OK



WALNUT FINISH - BLACK FRAME
BDW/I203/BK-WN



WALNUT FINISH - WHITE FRAME
BDW/I203/WH-WN

Wood Finish	WHITE FRAME	BLACK FRAME	Width (mm)	Depth (mm)	Height (mm)	RRP (£)
Walnut	BDW/I203/WH-WN	BDW/I203/BK-WN	1000	480	920	253
Oak	BDW/I203/WH-OK	BDW/I203/BK-OK	1000	480	920	253

Tromso

£286.00^{RRP}

Compact Workstation with White Legs, Stylish Complementary Drawer and Open Storage Compartment

- 15mm MFC Melamine top
- Steel tubular legs with white powdercoating
- Available in oak and walnut finish
- Single underdesk drawer and open storage compartment

WALNUT FINISH
BDW/I202/WH-WN



OAK FINISH
BDW/I202/WH-OK



Wood Finish	WHITE LEG	Width (mm)	Depth (mm)	Height (mm)	RRP (£)
 Walnut	BDW/I202/WH-WN	1150	480	750	286
 Oak	BDW/I202/WH-OK	1150	480	750	286

CONTRACT COLLECTION

PLEASE ALLOW 5-7 WORKING DAYS FOR DELIVERY (U.K. MAINLAND)

ORDER VALUE:

£0-250	- £44 DELIVERY
£251-2000	- £72 DELIVERY
£2001+	- £143 DELIVERY

We accept returned goods within 14 days of delivery, in perfect condition and in their original packaging. This excludes any bespoke products. There is a 20% restocking fee which would be deducted from the credit for the goods. If a collection is also required, it would be charged at the same rate as the delivery.

If there are any issues with your order, for example transport damage or anything is incorrect, please contact us so that we can resolve that for you. Issues need to be reported within 7 days, so please check your shipments on receipt and if drop shipping.



Breeze 4 per Box

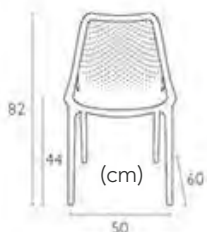
£594.00^{RRP/PER BOX}

Multipurpose Side Chair

- Manufactured with polypropylene and reinforced with glass fibre
- Suitable for indoor and outdoor use
- Stacks up to 4 high
- Available in 8 stunning colours;



ANTHRACITE
BCP/Z100/AN



BLACK
BCP/Z100/BK



ORANGE
BCP/Z100/OG



RED
BCP/Z100/RD



TAUPE
BCP/Z100/TP



GREEN
BCP/Z100/GN



WHITE
BCP/Z100/WH



YELLOW
BCP/Z100/YL

Breeze 4 per Box

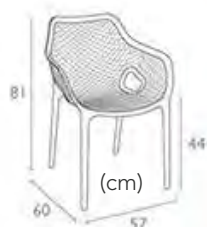
£660.00^{RRP/PER BOX}

Multipurpose Side Chair

- Manufactured with polypropylene and reinforced with glass fibre
- Suitable for indoor and outdoor use
- Stacks up to 4 high
- Available in 8 stunning colours;



RED
BCP/Z101/RD



BLACK
BCP/Z101/BK



ANTHRACITE
BCP/Z101/AN



ORANGE
BCP/Z101/OG



TAUPE
BCP/Z101/TP



GREEN
BCP/Z101/GN



WHITE
BCP/Z101/WH



YELLOW
BCP/Z101/YL



Breeze 4 per Box

£867.00 RRP/PER BOX

4 Leg Mid Height Barstool

- Manufactured with polypropylene and reinforced with glass fibre
- Suitable for indoor and outdoor use
- Available in 7 stunning colours;



BLACK
BCP/Z102/BK



ANTHRACITE
BCP/Z102/AN



ORANGE
BCP/Z102/OG



RED
BCP/Z102/RD



TAUPE
BCP/Z102/TP



GREEN
BCP/Z102/GN



WHITE
BCP/Z102/WH

Breeze 4 per Box

£893.00 RRP/PER BOX

4 Leg High Height Barstool

- Manufactured with polypropylene and reinforced with glass fibre
- Suitable for indoor and outdoor use
- Available in 7 stunning colours;



WHITE
BCP/Z103/WH



ANTHRACITE
BCP/Z103/AN



ORANGE
BCP/Z103/OG



RED
BCP/Z103/RD



TAUPE
BCP/Z103/TP



GREEN
BCP/Z103/GN



BLACK
BCP/Z103/BK



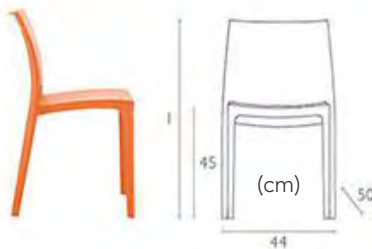
ORANGE
BCP/Z106/OG

Tapa

£118.00^{RRP} EACH

Multipurpose Heavy Duty Side Chair

- Manufactured high grade, recyclable polypropylene
- Heavy duty and suitable for commercial use
- Suitable for indoor and outdoor use
- Stacks up to 6 high
- Available in 8 stunning colours;



BLACK
BCP/Z106/BK



ANTHRACITE
BCP/Z106/AN



GREEN
BCP/Z106/GN



LIGHT BLUE
BCP/Z106/LB



OLIVE GREEN
BCP/Z106/OL



SILVER GREY
BCP/Z106/SV



WHITE
BCP/Z106/WH



Tapa 4 per Box

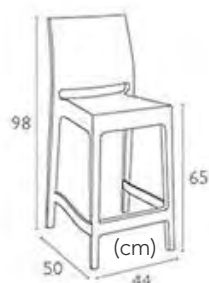
£713.00 RRP/PER BOX

4 Leg Mid Height Barstool

- Manufactured with polypropylene and reinforced with glass fibre
- Suitable for indoor and outdoor use
- Available in 5 stunning colours;



TAUPE
BCP/Z107/TP



BLACK
BCP/Z107/BK



DARK GREY
BCP/Z107/GY



OLIVE GREEN
BCP/Z107/OL



WHITE
BCP/Z107/WH

Tapa 4 per Box

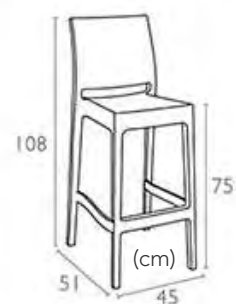
£744.00 RRP/PER BOX

4 Leg High Height Barstool

- Manufactured with polypropylene and reinforced with glass fibre
- Suitable for indoor and outdoor use
- Available in 5 stunning colours;



BLACK
BCP/Z108/BK



TAUPE
BCP/Z108/TP



DARK GREY
BCP/Z108/GY



OLIVE GREEN
BCP/Z108/OL



WHITE
BCP/Z108/WH

Inca

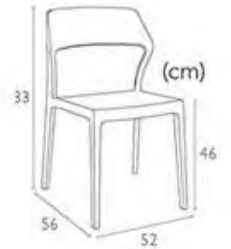
£138.00^{RRP} EACH

Multipurpose Side Chair

- Manufactured with polypropylene and reinforced with glass fibre
- Suitable for indoor and outdoor use
- Stacks up to 6 high
- Available in 6 stunning colours;



YELLOW
BCP/Z109/YL



WHITE
BCP/Z109/WH



TAUPE
BCP/Z109/TP



RED
BCP/Z109/RD



GREY
BCP/Z109/GY



BLACK
BCP/Z109/BK



Venice

£145.00^{RRP} EACH

Multipurpose Side Chair

- Manufactured from weather resistant polypropylene
- Suitable for indoor and outdoor use
- Stacks up to 6 high
- Available in 7 stunning colours;



SILVER GREY
BCP/Z104/SV



BLACK
BCP/Z104/BK



BROWN
BCP/Z104/BW



ANTHRACITE
BCP/Z104/AN



TAUPE
BCP/Z104/TP



TEAK
BCP/Z104/TK



WHITE
BCP/Z104/WH

Venice

£152.00^{RRP} EACH

Multipurpose Armchair

- Manufactured from weather resistant polypropylene
- Suitable for indoor and outdoor use
- Stacks up to 6 high
- Available in 7 stunning colours;



TAUPE
BCP/Z105/TP



BLACK
BCP/Z105/BK



BROWN
BCP/Z105/BW



ANTHRACITE
BCP/Z105/AN



SILVER GREY
BCP/Z105/SV



TEAK
BCP/Z105/TK



WHITE
BCP/Z105/WH

Rio

£134.00^{RRP EACH}

Rattan Style Stacking Side Chair

- Weather resistant resin with reinforced glass fibre material
- Ideal for commercial use
- Suitable for indoor and outdoor use
- Stacks up to 6 high
- UV protected & available in 2 colours;



BROWN
BCR/Z112/BW



DARK GREY
BCR/Z112/GY



Rio

£152.00^{RRP EACH}

Rattan Style Stacking Armchair

- Weather resistant resin with reinforced glass fibre material
- Ideal for commercial use
- Suitable for indoor and outdoor use
- Stacks up to 6 high
- UV protected & available in 2 colours;



DARK GREY
BCP/Z113/GY



BROWN
BCP/Z113/BW





Rio

4 per Box

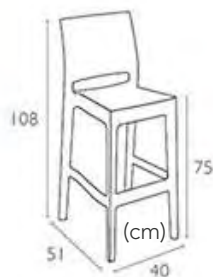
£744.00 RRP/PER BOX

Multipurpose Barstool

- Weather resistant resin with reinforced glass fibre material
- Ideal for commercial use
- Suitable for indoor and outdoor use
- Stacks up to 4 high
- UV protected & available in 2 colours;



DARK GREY
BCP/Z117/GY



BROWN
BCP/Z117/BW



Hub

£249.00^{RRP} EACH

Vintage Style Multipurpose Side Chair

- Wipe clean ribbed faux leather with vertical stitch detail to complement tubular frame
- Padded back & seat
- Available in 5 alluring colours;



RED
BCP/Z110/RD



GOLD
BCP/Z110/GD



SILVER
BCP/Z110/SV



TEAL
BCP/Z110/TE



BROWN
BCP/Z110/BW

Hub

£286.00^{RRP} EACH

Vintage Style Multipurpose Barstool

- Wipe clean ribbed faux leather with vertical stitch detail to complement tubular frame
- Padded back & seat
- Available in 5 alluring colours;



RED
BCP/Z111/RD



GOLD
BCP/Z111/GD



SILVER
BCP/Z111/SV



BROWN
BCP/Z111/BW



TEAL
BCP/Z111/TE

Mesa

FULL SET - £1,686.00^{RRP}

BCR/Z114/GY

Rattan Style Outdoor Sofa and Table

- Weather resistant resin with reinforced glass fibre material
- Ideal for indoor & outdoor contract use
- UV protected
- Supplied in flatpack
- Rattan style detailing with padded seat & back cushions and 7mm weatherproof polyester upholstery & piping
- Set includes 2x single seaters, two seater and matching table

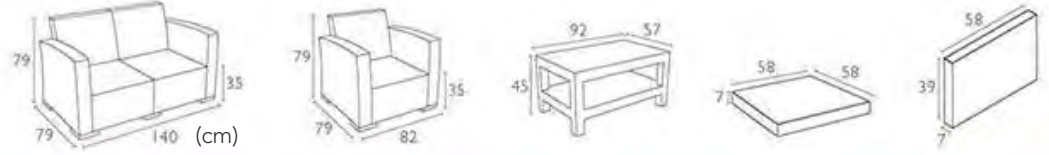
DARK GREY - SINGLE



DARK GREY - DOUBLE



DARK GREY - TABLE



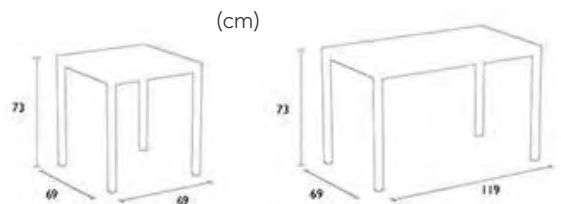
BREAKOUT TABLES



Endura - Driftwood FROM **£407.00**^{RRP}

Versatile Breakout Table

- Solid powder-coated 4 leg frame
- Unique design and hard-wearing wood top
- Available in 2 sizes;



SINGLE
BTW/Z124/DW
£407.00^{RRP}



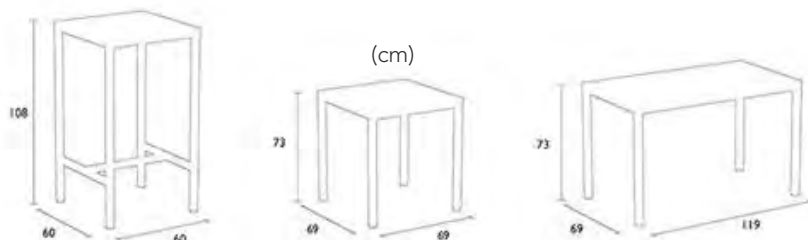
DOUBLE
BTW/Z125/DW
£570.00^{RRP}

Endura - Anthracite

FROM
£407.00^{RRP}

Versatile Breakout Table

- Solid powder-coated 4 leg frame
- Unique design and hard-wearing wood top
- Available in 3 sizes;



SINGLE HIGH
BTW/Z127/AN
£461.00^{RRP}



SINGLE
BTW/Z126/AN
£407.00^{RRP}



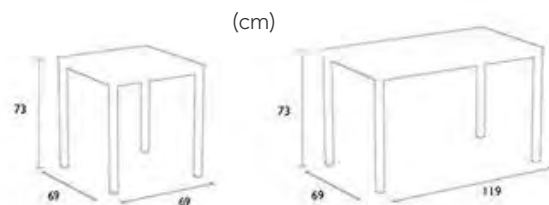
DOUBLE
BTW/Z128/AN
£570.00^{RRP}

Endura - New Wood

FROM
£559.00^{RRP}

Versatile Breakout Table

- Solid powder-coated 4 leg frame
- Unique design and hard-wearing wood top
- Available in 2 sizes;



SINGLE
BTW/Z129/WD
£559.00^{RRP}



DOUBLE
BTW/Z130/WD
£570.00^{RRP}

Endura - Driftwood

FROM
£145.00^{RRP}

Versatile Breakout Table Top

- Unique design hard-wearing table top
- Stain resistant, heat resistant & suitable for indoor and outdoor use.
- Available in 2 shapes and 2 sizes;



SQUARE



60x60x1.2cm
BTT/Z131/DW
£145.00^{RRP}

67x67x1.2cm
BTT/Z133/DW
£175.00^{RRP}

ROUND



60x60x1.2cm
BTT/Z132/DW
£145.00^{RRP}

67x67x1.2cm
BTT/Z134/DW
£175.00^{RRP}

Endura - Anthracite

FROM
£145.00^{RRP}

Versatile Breakout Table Top

- Unique design hard-wearing table top
- Stain resistant, heat resistant & suitable for indoor and outdoor use.
- Available in 2 shapes and 2 sizes;



SQUARE



60x60x1.2cm
BTT/Z135/AN
£145.00^{RRP}

67x67x1.2cm
BTT/Z137/AN
£175.00^{RRP}

ROUND



60x60x1.2cm
BTT/Z136/AN
£145.00^{RRP}

67x67x1.2cm
BTT/Z138/AN
£175.00^{RRP}

Endura - New Wood FROM £145.00^{RRP}

Versatile Breakout Table Top

- Unique design hard-wearing table top
- Stain resistant, heat resistant & suitable for indoor and outdoor use.
- Available in 2 shapes and 2 sizes;



SQUARE



60x60x1.2cm
BTT/Z139/WD
£145.00^{RRP}

67x67x1.2cm
BTT/Z141/WD
£175.00^{RRP}

ROUND



60x60x1.2cm
BTT/Z140/WD
£145.00^{RRP}

67x67x1.2cm
BTT/Z142/WD
£175.00^{RRP}

Endura - White FROM £145.00^{RRP}

Versatile Breakout Table Top

- Unique design hard-wearing table top
- Stain resistant, heat resistant & suitable for indoor and outdoor use.
- Available in 2 shapes and 2 sizes;



SQUARE



60x60x1.2cm
BTT/Z143/WH
£145.00^{RRP}

67x67x1.2cm
BTT/Z145/WH
£175.00^{RRP}

ROUND



60x60x1.2cm
BTT/Z144/WH
£145.00^{RRP}

67x67x1.2cm
BTT/Z146/WH
£175.00^{RRP}

Chicago - Base


FROM
£142.00^{RRP}

Versatile Breakout Table Base

- Durable black powder-coated steel
- Available in 2 styles;

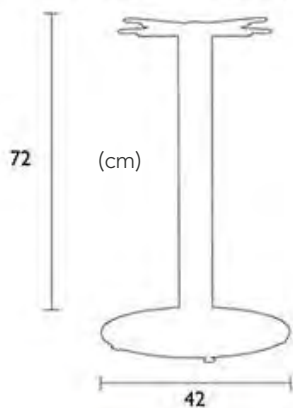


CIRCULAR
BTB/Z147/BK
£142.00^{RRP}

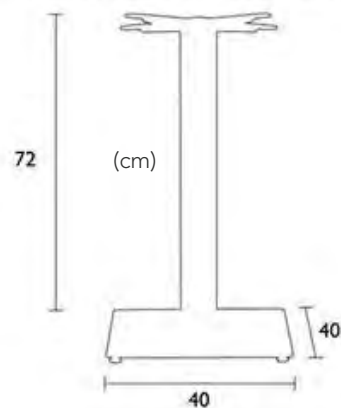


SQUARE
BTB/Z148/BK
£145.00^{RRP}

FOR USE WITH ROUND TOPS
MAX TOP SIZE: 75cm dia. or 70x70cm



FOR USE WITH SQUARE TOPS
MAX TOP SIZE: 80cm dia. or 70x70cm







RB UK
Hardware

Part of Nautilus Designs

www.rbuk.co.uk

SHELVING & STORAGE 2023



RB BOSS RANGE

FREE 48HR DELIVERY (U.K. MAINLAND)

NO MINIMUM ORDER

ORDERS OUTSIDE U.K. MAINLAND - P.O.A

ALL OTHER RB RANGES

ORDERS OVER £200 - FREE 48HR

DELIVERY (U.K. MAINLAND)

ORDERS UNDER £200 INCUR £20 DELIVERY CHARGE

ORDERS OUTSIDE U.K. MAINLAND - P.O.A

PLEASE NOTE THAT ALL PRODUCTS IN THE RB UK
HARDWARE RANGE ARE PRICED AS SINGLE UNITS.

PLEASE MULTIPLY THE RRP X PACK UNIT QUANTITY WHERE
APPLICABLE.

Legal Disclaimer All information including prices are correct at time of publishing. It may be necessary to change prices either up or down, from time to time. Any price changes will be confirmed to you at the time of ordering. Every reasonable care has been taken to ensure that descriptions and colour matching are accurate. However, all measurements quoted are approximate and the reproduction of colours is as accurate as photographic and publishing processes will allow. If a product is recalled for any reason, you will be contacted.

Contents

Boon
Modular Cube Shelf Storage System

3a-4a

MAXX
Modular Shelving System

5a

SUMO
Lightweight & Reliable Shelving

6a

Floating Shelves
Modern & Contemporary Classics

7a

Radiator Shelves
A New Shelf Space in Minutes!

8a

Twin Slot
The Ultimate Shelving System

9a-10a

Anti-bacterial Twin Slot
The Ultimate Shelving System with an Antibacterial Coating

11a-12a

All-in-one Twin Slot Kits
Everything you need in a box

13a-14a

RB Boss Boltless Shelving
Heavy duty, robust and made to last

15a-16a

RB Boss FastLok Boltless Shelving
Heavy duty, fast to build and made to last

17a-18a

RB Boss FastLok Boltless Outdoor Mesh Shelving
Robust All-Weather units that are fast to build and made to last

19a-20a

Decorative Shelf Brackets
Create stylish yet functional storage around your home, garage or office

21a-22a

Heavy Duty Shelf Brackets
Perfect for the heavier jobs around your home, garage or office

23a-24a



Boon.

Reliable. Modular. Versatile

A versatile and reliable cube storage system












With our Boon cube storage system you have complete control to arrange the shelving units in any formation that suits your space. We provide a wide range of units in a variety of shapes and sizes, from smaller cubes to larger, more stylistic stepped shelves.

Ideal cube shelving for the living room and office

Our Boon cube shelves feature scratch resistant melamine resin coating as well as levelling feet, making them ideal for both living rooms as well as office spaces.

Our Boon products are manufactured from eco-friendly chipboard and allow for quick and easy assembly, only requiring a rubber mallet and screwdriver.



<p>Boon 1x Cube</p> <p>380x400x330mm</p>  <p>WHITE: BOON1-WHT OAK: BOON1-OAK</p> <p>White £94.00^{RRP} Oak £101.00^{RRP}</p>	<p>Boon 2x Cube</p> <p>740x400x330mm</p>  <p>WHITE: BOON2-WHT OAK: BOON2-OAK</p> <p>White £134.00^{RRP} Oak £150.00^{RRP}</p>	<p>Boon 3x Cube</p> <p>1100x400x330mm</p>  <p>WHITE: BOON3-WHT OAK: BOON3-OAK</p> <p>White £176.00^{RRP} Oak £197.00^{RRP}</p>	<p>Boon 4x Cube</p> <p>740x760x330mm</p>  <p>WHITE: BOON4-WHT OAK: BOON4-OAK</p> <p>White £223.00^{RRP} Oak £249.00^{RRP}</p>	<p>Boon 8x Cube</p> <p>1450x760x330mm</p>  <p>OAK: BOON5-OAK WHITE: BOON5-WHT</p> <p>White £402.00^{RRP} Oak £443.00^{RRP}</p>
<p>Boon 12x Cube</p> <p>2160x760x330mm</p>  <p>WHITE: BOON6-WHT OAK: BOON6-OAK</p> <p>White £550.00^{RRP} Oak £617.00^{RRP}</p>	<p>Boon 6x Cube</p> <p>740x1120x330mm</p>  <p>WHITE: BOON7-WHT OAK: BOON7-OAK</p> <p>White £285.00^{RRP} Oak £320.00^{RRP}</p>	<p>Boon 9x Cube</p> <p>1100x1120x330mm</p>  <p>WHITE: BOON8-WHT OAK: BOON8-OAK</p> <p>White £406.00^{RRP} Oak £457.00^{RRP}</p>	<p>Boon 6x Cube</p> <p>1110x1120x330mm</p>  <p>WHITE: BOON9-WHT OAK: BOON9-OAK</p> <p>White £295.00^{RRP} Oak £333.00^{RRP}</p>	<p>Boon 4x Cube</p> <p>390x1470x330mm</p>  <p>WHITE: BOON10-WHT OAK: BOON10-OAK</p> <p>White £222.00^{RRP} Oak £250.00^{RRP}</p>
<p>Boon 8x Cube</p> <p>740x1470x330mm</p>  <p>WHITE: BOON11-WHT OAK: BOON11-OAK</p> <p>White £386.00^{RRP} Oak £432.00^{RRP}</p>	<p>Boon 16x Cube</p> <p>1450x1470x330mm</p>  <p>WHITE: BOON12-WHT OAK: BOON12-OAK</p> <p>White £649.00^{RRP} Oak £733.00^{RRP}</p>	<p>Boon 10x Cube</p> <p>1450x1470x330mm</p>  <p>WHITE: BOON13-WHT OAK: BOON13-OAK</p> <p>White £469.00^{RRP} Oak £528.00^{RRP}</p>	<p>Boon 5x Cube</p> <p>380x1830x330mm</p>  <p>WHITE: BOON14-WHT OAK: BOON14-OAK</p> <p>White £264.00^{RRP} Oak £297.00^{RRP}</p>	<p>Boon 10x Cube</p> <p>1830x740x330mm</p>  <p>WHITE: BOON15-WHT OAK: BOON15-OAK</p> <p>White £448.00^{RRP} Oak £504.00^{RRP}</p>
<p>Boon 15x Cube</p> <p>1110x1830x330mm</p>  <p>WHITE: BOON16-WHT OAK: BOON16-OAK</p> <p>White £602.00^{RRP} Oak £679.00^{RRP}</p>	<p>Boon 21x Cube</p> <p>1810x1830x330mm</p>  <p>WHITE: BOON17-WHT OAK: BOON17-OAK</p> <p>White £855.00^{RRP} Oak £972.00^{RRP}</p>	<p>Boon 25x Cube</p> <p>1810x1830x330mm</p>  <p>WHITE: BOON18-WHT OAK: BOON18-OAK</p> <p>White £953.00^{RRP} Oak £1,078.00^{RRP}</p>	<p>Boon 15x Cube</p> <p>1810x1830x330mm</p>  <p>WHITE: BOON19-WHT OAK: BOON19-OAK</p> <p>White £649.00^{RRP} Oak £733.00^{RRP}</p>	<p>Boon 6x Cube</p> <p>380x2180x330mm</p>  <p>WHITE: BOON20-WHT OAK: BOON20-OAK</p> <p>White £333.00^{RRP} Oak £373.00^{RRP}</p>
<p>Boon 12x Cube</p> <p>740x2180x330mm</p>  <p>WHITE: BOON21-WHT OAK: BOON21-OAK</p> <p>White £528.00^{RRP} Oak £594.00^{RRP}</p>	<p>Boon 15x Cube</p> <p>1110x2180x330mm</p>  <p>WHITE: BOON22-WHT OAK: BOON22-OAK</p> <p>White £700.00^{RRP} Oak £793.00^{RRP}</p>	<p>Boon 24x Cube</p> <p>1450x2180x330mm</p>  <p>WHITE: BOON23-WHT OAK: BOON23-OAK</p> <p>White £933.00^{RRP} Oak £1,054.00^{RRP}</p>	<p>Boon 25x Cube</p> <p>1810x2180x330mm</p>  <p>WHITE: BOON24-WHT OAK: BOON24-OAK</p> <p>White £1,087.00^{RRP} Oak £1,235.00^{RRP}</p>	<p>Boon 36x Cube</p> <p>2160x2180x330mm</p>  <p>WHITE: BOON25-WHT OAK: BOON25-OAK</p> <p>White £1,287.00^{RRP} Oak £1,463.00^{RRP}</p>

Internal cube
dimensions: wxhxd
326x328x327mm



MAXX

Modular Shelving System



Modular Freestanding Shelving Units That Are Robust & Versatile

Our Maxx range of modular shelving units provide a highly customisable storage solution that can be extended vertically or horizontally specifically to suit your space requirements.

Simply choose your preferred colour of shelf board and frame along with feet and fixing kit and you'll have everything you need to create a fully modular shelving system. Just three components offer endless configuration potential.

<p>MAXX 'XL' Board Black</p> <p>598x328x28mm</p>  <p>CODE: 45795</p> <p>£23.00^{RRP}</p>	<p>MAXX 'XL' Board White</p> <p>598x328x28mm</p>  <p>CODE: 45825</p> <p>£23.00^{RRP}</p>	<p>MAXX XL 'M' Frame Black</p> <p>328x326x28mm</p>  <p>CODE: 45993</p> <p>£26.00^{RRP}</p>	<p>MAXX XL 'M' Frame Stone</p> <p>328x326x28mm</p>  <p>CODE: 48314</p> <p>£26.00^{RRP}</p>	<p>MAXX Fixing Kit Black</p>  <p>CODE: 209210</p> <p>£14.00^{RRP}</p>	<p>MAXX Fixing Kit White</p>  <p>CODE: 209203</p> <p>£14.00^{RRP}</p>	<p>MAXX Feet Set Grey</p>  <p>CODE: 45061</p> <p>£8.00^{RRP}</p>
--	--	--	--	--	---	--


SUMO

Sturdy, Simple & Lightweight



Lightweight Shelving That Packs a Punch

Our Sumo Shelving Boards feature a particle board frame with honey comb inside - offering a lightweight and sturdy construction. Low weight and easy to assemble, Sumo Shelves are perfect for any home, garage or workplace when combined with our contemporary stainless steel Sumo Arc brackets.



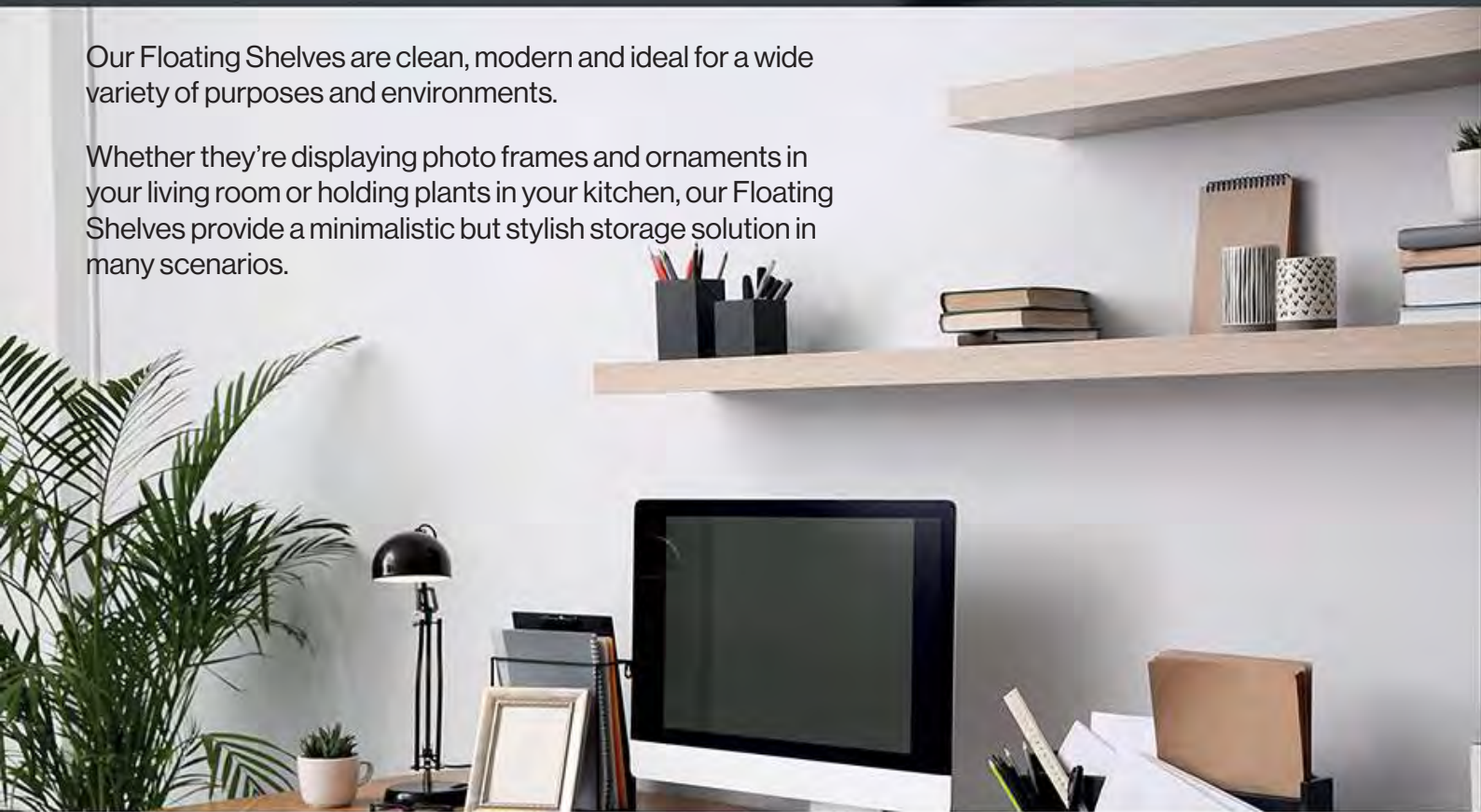
Floating Shelves

Timeless & Contemporary



Our Floating Shelves are clean, modern and ideal for a wide variety of purposes and environments.

Whether they're displaying photo frames and ornaments in your living room or holding plants in your kitchen, our Floating Shelves provide a minimalistic but stylish storage solution in many scenarios.



Floating Shelf - Oak	SKU	Size	RRP
	10802	600x230x38mm	£19.00
	10807	900x230x38mm	£23.00

Floating Shelf - Gloss Black	SKU	Size	RRP
	10801	600x235x38mm	£19.00
	10806	900x235x38mm	£23.00

Floating Shelf - Walnut	SKU	Size	RRP
	10804	600x230x38mm	£19.00
	10810	900x230x38mm	£23.00

Floating Shelf - Gloss White	SKU	Size	RRP
	10800	600x235x38mm	£19.00
	10805	900x235x38mm	£23.00

Floating Shelf - Maple	SKU	Size	RRP
	10803	600x230x38mm	£19.00
	10809	900x230x38mm	£23.00

Floating Media Shelf	SKU	Size	RRP
	21379 (white)	600x150x18mm	£75.00
	21386 (anthracite)	900x150x18mm	£85.00

EasyFit Radiator Shelves


No wall fixings or drilling required!




Premium Easy Fit Radiator Shelves


Transform unused space and add extra functionality to your radiators with our range of simple to install Radiator Shelves. With no wall drilling required and all fixings and installation instructions included, you can assemble one of our Easyfit Radiator Shelves within a matter of minutes!

Simply follow our easy to follow 2 step guide! It's as simple as screwing the shelf brackets to the Radiator Shelf Board and slotting the finished unit behind your radiator.

Radiator Shelf - Matte White	SKU	Size	RRP
	4501	600x150x18mm	£30.00
	4525	900x150x18mm	£36.00
	4563	1200x150x18mm	£45.00

Radiator Shelf - High Gloss White	SKU	Size	RRP
	13393	600x150x18mm	£45.00
	13394	900x150x18mm	£53.00
	13395	1200x150x18mm	£64.00



Radiator Shelf - Oak	SKU	Size	RRP
	13390	600x150x18mm	£34.00
	13391	900x150x18mm	£40.00
	13392	1200x150x18mm	£53.00

Radiator Shelf - High Gloss Black	SKU	Size	RRP
	13396	600x150x18mm	£45.00
	13397	900x150x18mm	£53.00
	13398	1200x150x18mm	£64.00



Twin Slot

The ultimate modular shelving system



**Twin Slot
U Bracket**
370mm - 10 Pack
White



10202-00046
£3.11^{RRP}

Twin Slot Upright
950mm - 2 Pack
White



10002-00106
£5.57^{RRP}

SKU	Description	Size (mm)	Units per Pack	Finish	Unit RRP (£)
10002-00039	TWIN SLOT UPRIGHT	450	2	WHITE	2.54
10002-00106	TWIN SLOT UPRIGHT	950	2	WHITE	5.57
10002-00107	TWIN SLOT UPRIGHT	1400	2	WHITE	9.05
10002-00108	TWIN SLOT UPRIGHT	2060	2	WHITE	10.77
10002-00120	TWIN SLOT UPRIGHT	450	2	SILVER	3.19
10002-00052	TWIN SLOT UPRIGHT	950	2	SILVER	5.57
10202-00010	TWIN SLOT U BRACKET	170	10	WHITE	1.46
10202-00019	TWIN SLOT U BRACKET	220	10	WHITE	2.28
10202-00028	TWIN SLOT U BRACKET	270	10	WHITE	2.41
10202-00037	TWIN SLOT U BRACKET	320	10	WHITE	2.77
10202-00046	TWIN SLOT U BRACKET	370	10	WHITE	3.11
10202-00055	TWIN SLOT U BRACKET	470	10	WHITE	5.25
10202-00063	TWIN SLOT U BRACKET	570	10	WHITE	6.80
10202-00016	TWIN SLOT U BRACKET	170	10	SILVER	1.46
10202-00025	TWIN SLOT U BRACKET	220	10	SILVER	2.28
10202-00034	TWIN SLOT U BRACKET	270	10	SILVER	2.41
10202-00043	TWIN SLOT U BRACKET	320	10	SILVER	2.77
10202-00052	TWIN SLOT U BRACKET	370	10	SILVER	3.11
10202-00061	TWIN SLOT U BRACKET	470	10	SILVER	5.25
5231-0150-1	TWIN SLOT FLEXIBLE BOOKEND	150	2	WHITE	4.48
5231-0200-1	TWIN SLOT FLEXIBLE BOOKEND	200	2	WHITE	5.76
5231-0250-1	TWIN SLOT FLEXIBLE BOOKEND	250	2	WHITE	7.04

What do I need for the perfect Twin Slot Shelving System?

Twin Slot Uprights and Twin Slot U-Brackets are the two main components which are integral to the Twin Slot Shelving System. When assembled together - along with a shelf board, they provide an unrivalled storage solution which is modular, versatile, heavy duty and easily adjustable.

Twin Slot Shelving is fully modular, allowing you build exactly what you need, add to the system and easily adjust the height of shelves at any time. The shelves can be installed into almost any area of your home, garage, shed or workplace.



Step 1: Choosing your Twin Slot Uprights

We offer Twin Slot Uprights in White, Black, Silver & Chrome in lengths of up to 2060mm. We also offer an Antibacterial range of Uprights.



Step 2: Choosing Your Twin Slot U-Brackets

We offer Twin Slot U-Brackets in White, Black, Silver & Chrome in lengths of up to 570mm. We also offer an Antibacterial range of U-Brackets.



Step 3: Choosing a Compatible Shelf Board

We offer a wide selection of different Shelf Boards that are compatible with our Twin Slot range such as our Lite Decor Shelf or our Melamine Shelves.

Twin Slot BioCoat

Antibacterial modular shelving system

**BioCoat Twin Slot
U Bracket** bio-coat
TECHNOLOGY
370mm - 10 Pack
White



15354-WHT
£3.11RRP

**BioCoat Twin Slot
Upright** bio-coat
TECHNOLOGY
1000mm - 2 Pack
White



15300-WHT
£5.57RRP

SKU	Description	Size (mm)	Units per Pack	Finish	Unit RRP (£)
15298-WHT	TWIN SLOT UPRIGHT BIO-COAT	430	2	WHITE	2.54
15299-WHT	TWIN SLOT UPRIGHT BIO-COAT	710	2	WHITE	4.24
15300-WHT	TWIN SLOT UPRIGHT BIO-COAT	1000	2	WHITE	5.57
15298-BLK	TWIN SLOT UPRIGHT BIO-COAT	430	2	BLACK	2.54
15300-BLK	TWIN SLOT UPRIGHT BIO-COAT	1000	2	BLACK	5.57
15299-SLV	TWIN SLOT UPRIGHT BIO-COAT	710	2	SILVER	4.24
15300-SLV	TWIN SLOT UPRIGHT BIO-COAT	1000	2	SILVER	5.57
15300-CHR	TWIN SLOT UPRIGHT BIO-COAT	1000	2	CHROME	8.18
15349-WHT	TWIN SLOT U BRACKET BIO-COAT	120	10	WHITE	1.28
15350-WHT	TWIN SLOT U BRACKET BIO-COAT	170	10	WHITE	1.46
15351-WHT	TWIN SLOT U BRACKET BIO-COAT	220	10	WHITE	2.28
15352-WHT	TWIN SLOT U BRACKET BIO-COAT	270	10	WHITE	2.41
15353-WHT	TWIN SLOT U BRACKET BIO-COAT	320	10	WHITE	2.77
15354-WHT	TWIN SLOT U BRACKET BIO-COAT	370	10	WHITE	3.11
15355-WHT	TWIN SLOT U BRACKET BIO-COAT	470	10	WHITE	5.25
15356-WHT	TWIN SLOT U BRACKET BIO-COAT	570	10	WHITE	6.80
15357-WHT	TWIN SLOT U BRACKET BIO-COAT	610	10	WHITE	8.09
15352-BLK	TWIN SLOT U BRACKET BIO-COAT	270	10	BLACK	2.41
15354-BLK	TWIN SLOT U BRACKET BIO-COAT	370	10	BLACK	3.11
15349-SLV	TWIN SLOT U BRACKET BIO-COAT	120	10	SILVER	1.28
15350-SLV	TWIN SLOT U BRACKET BIO-COAT	170	10	SILVER	1.46
15351-SLV	TWIN SLOT U BRACKET BIO-COAT	220	10	SILVER	2.28
15352-SLV	TWIN SLOT U BRACKET BIO-COAT	270	10	SILVER	2.41
15354-SLV	TWIN SLOT U BRACKET BIO-COAT	370	10	SILVER	3.11
15350-CHR	TWIN SLOT U BRACKET BIO-COAT	170	10	CHROME	2.54
15351-CHR	TWIN SLOT U BRACKET BIO-COAT	220	10	CHROME	3.59
15352-CHR	TWIN SLOT U BRACKET BIO-COAT	270	10	CHROME	3.82
15353-CHR	TWIN SLOT U BRACKET BIO-COAT	320	10	CHROME	4.03
15354-CHR	TWIN SLOT U BRACKET BIO-COAT	370	10	CHROME	5.25

Antibacterial Coating

Twin Slot Bio Coat Uprights are degreased by phosphate dip and finished by polyester antibacterial powdercoating, making them suitable for a range of environments such as kitchens, garages, garden sheds and laboratories, the antibacterial coating also makes them resistant against bacteria, mould and fungus.

Flexible Compatibility

Need to expand upon your existing storage solution? Our Twin Slot Uprights and Brackets are compatible with most other Twin Slot systems, making it easy for you to incorporate our range into your existing system.

A Variety of Finishes and Sizes

Our Twin Slot Bio Coat Uprights are available in a vast range of different finishes, colours and sizes, offering practicality, flexibility and visual style. Our Twin Slot Bio Coat Uprights range includes Black, White, Silver and Chrome finishes - in sizes from 430mm to 1000mm. (Sizes available may vary by finish)

NOTE: Components within the STANDARD Twin Slot Shelving range are not compatible with components from the Antibacterial Twin Slot Shelving range.

All-in-One Kits

Everything you need in a box



All-in-One Kits

Transform your bedroom into a functional home office or expand upon your living room and kitchen storage with our all-in-one shelving kits.

Available in both single slot and twin slot bundles, our shelving kits come with everything you need to install a simple, adjustable shelving solution in a matter of minutes. With their fully modular design and sturdy metal build, our all-in-one shelving kits are versatile, robust and fit for use anywhere in your home or office.



Living Room Shelf Kit 2x Wood Shelves - White

Add an extra element of stylish storage to your living room, bedroom or anywhere else required.

Pack Includes: 2x Single Slot Uprights, 2x Melamine Shelves, 4x Blade Brackets, Fixings & assembly instructions.

SKU	Description	RRP
15321-WHTKIT	Living Room 2x Tier Max Kit	£35.00



Utility Shelf Kit 2x Metal Shelves - White

Increase your storage capacity, quickly and easily with this simple and effective shelving kit. Ideal for kitchens, pantries and utility rooms.

Pack Includes: 2x Single Slot Uprights, 2x Metal Shelves, 4x Blade Brackets, Fixings & assembly instructions.

SKU	Description	RRP
15322-WHTKIT	Utility 2x Tier Max Kit	£43.00



Laundry Shelf Kit 2x Metal Wire Shelves & Clothes Rail - White

This Laundry room kit epitomises the versatility of the twin slot shelving system. It utilises a clothing rail - complemented by the highly practical two tier wire shelves win the pack.

Pack Includes: 2x Twin Slot Uprights, 2x Wire Metal Shelves, 4x Blade Brackets, 1x Clothes Rail, Fixings & assembly instructions.

SKU	Description	RRP
15324-WHTKIT	Laundry 2x Tier & Clothing Rail Max Kit	£68.00



Home Office Shelf Kit 3x Wood Shelves - White

Ideal for transforming your space into a home office with a minimum of time, money and space investment.

Pack Includes: 2x Single Slot Uprights, 3x Melamine Shelves, 6x Blade Brackets, 1x Book End, Fixings & assembly instructions.

SKU	Description	RRP
15323-WHTKIT	Home Office 3x Tier Max Kit	£86.00

Boltless Shelving

Heavy duty, robust and made to last



Our Garage Racking is sturdy, robust and versatile and is ideal for use in a large variety of environments, from sheds, utility rooms, garages and workshops to even offices and home environments. For a fast and easy setup process, our RB Boss Garage Storage Units are completely boltless, meaning you can have your brand new storage solution setup within minutes and not have to worry about all the different tools and small parts that typically come with the assembly process of similar units.

Our RB Boss Garage Shelving Units are available in a wide variety of shapes and sizes - with both Powdercoated and Galvanised Steel options available in 4 and 5 tier units, and dependable 2 tier workstations to complement the range.



RB BOSS

TOUGHER • STRONGER

THE **BOSS** OF ALL RACKING!





- Boltless Shelving kits to organise your Office, Shed or Garage to create extra storage
- Fast, Easy and Hassle free assembly
- Weight Loadings from 175 to 800 kgs
- Successfully listed and being sold through major retailers since 2016
- Highly competitive pricing
- Trusted brand and product from a UK based Distributor
- Dropshipped flatpack



SKU	Unit Type	Size (mm)	Levels	MDF Thickness	Weight per Shelf*	Finish	RRP (£)
13497	Boltless Shelving Unit	1600x750x350	4	4mm	175 kgs	Red/Black	73.00
13498	Boltless Shelving Unit	1600x750x350	4	4mm	175 kgs	Galvanised	66.00
13499	Boltless Shelving Unit	1800x900x300	5	5mm	250 kgs	Red/Black	133.00
13500	Boltless Shelving Unit	1800x900x400	5	5mm	250 kgs	Red/Black	139.00
13501	Boltless Shelving Unit	1800x1600x600	5	6mm	250 kgs	Red/Black	266.00
13503	Boltless Shelving Unit	1800x900x400	4	6.8mm	300 kgs	Red/Black	133.00
13504	Boltless Shelving Unit	1800x1600x600	4	6.8mm	300 kgs	Red/Black	254.00
13505	Boltless Shelving Unit	1800x900x300	5	5mm	250 kgs	Galvanised	121.00
13506	Boltless Shelving Unit	1800x900x400	5	5mm	250 kgs	Galvanised	133.00
13507	Boltless Shelving Unit	1800x1600x600	5	6mm	250 kgs	Galvanised	260.00
13509	Boltless Shelving Unit	1800x900x400	4	6.8mm	300 kgs	Galvanised	121.00
13510	Boltless Shelving Unit	1800x1600x600	4	6.8mm	300 kgs	Galvanised	242.00
13511	Boltless Shelving Unit	1800x900x300	4	8mm	500 kgs	Red/Black	182.00
13513	Boltless Shelving Unit	1800x1600x600	4	8mm	500 kgs	Red/Black	303.00
13528	Boltless Workstation	900x900x600	2	6.8mm	800 kgs	Red/Black	206.00

* Weight load capacity is based on a UDL = Uniformly Distributed Load - Per Shelf



FASTLOK Boltless Shelving

Heavy duty, fast to build and made to last

The RB Boss FastLok Rivet Assembly System ensures fast, easy and hassle-free assembly. Simply select the components you wish to assemble, position the rivets at the top of the corresponding keyholes and push the riveted component downwards into place and secure it with a mallet.

You can build a sturdy and dependable garage shelving unit in under 10 minutes!



NO TOOLS REQUIRED • FAST ASSEMBLY • NO TOOLS REQUIRED • FAST ASSEMBLY • NO TOOLS REQUIRED • FAST ASSEMBLY

Assemble
in under
10
Minutes!

SCAN THE QR CODE TO
SEE US ASSEMBLE A UNIT
IN UNDER 10 MINUTES!



RB BOSS
TOUGHER • STRONGER

FASTLOK
B O L T L E S S

IDEAL FOR GARAGES



- **Boltless Shelving kit to organise your Garage, Shed, Back Office, Filing Room or Utility Room and create extra storage**
- **Fast, Easy and Hassle free assembly in under 10 minutes**
- **Weight Loadings from 175 to 500 kgs**
- **Superior Build and Lock system**
- **Highly competitive pricing**
- **Trusted brand and product from a UK based Distributor**
- **Dropshipped in flatpack**



SKU	Unit Type	Size (mm)	Levels	MDF Thickness	Weight per Shelf*	Finish	RRP (£)
13697	FastLok Shelving Unit	1600x750x350	4	4mm	175Kg	Red/Black	78.00
13698	FastLok Shelving Unit	1600x750x350	4	4mm	175Kg	Galvanised	73.00
13699	FastLok Shelving Unit	1800x900x300	5	5mm	250 kgs	Red/Black	145.00
13605	FastLok Shelving Unit	1800x900x300	5	5mm	250 kgs	Galvanised	133.00
13600	FastLok Shelving Unit	1800x900x400	5	5mm	250 kgs	Red/Black	151.00
13606	FastLok Shelving Unit	1800x900x400	5	5mm	250 kgs	Galvanised	145.00
13601	FastLok Shelving Unit	1800x1600x600	5	6mm	250 kgs	Red/Black	278.00
13607	FastLok Shelving Unit	1800x1600x600	5	6mm	250 kgs	Galvanised	272.00
13603	FastLok Shelving Unit	1800x900x400	4	6.8mm	300 kgs	Red/Black	145.00
13609	FastLok Shelving Unit	1800x900x400	4	6.8mm	300 kgs	Galvanised	133.00
13604	FastLok Shelving Unit	1800x1600x600	4	6.8mm	300 kgs	Red/Black	266.00
13610	FastLok Shelving Unit	1800x1600x600	4	6.8mm	300 kgs	Galvanised	254.00
13611	FastLok Shelving Unit	1800x900x300	4	8mm	500 kgs	Red/Black	194.00
13613	FastLok Shelving Unit	1800x1600x600	4	8mm	500 kgs	Red/Black	315.00
13628	FastLok Workstation	900x900x600	2	9mm chipboard	600 kgs	Red/Black	114.00

* Weight load capacity is based on a UDL = Uniformly Distributed Load - Per Shelf



13697



13698



13699



13605



13600



13606



13601



13607



13603



13609



13604



13610



13611



13613



13628



Outdoor Wire Mesh Shelving

Boltless and Robust All-Weather Units



- Fully galvanised wire mesh shelf units for storage and organisation of your garage, shed, utility room and garden
- Fast, Easy and Hassle free assembly in under 10 minutes
- Weight Loadings from 175 to 200 kgs
- Electrowelded wire mesh construction with anti-cut edges
- Highly competitive pricing
- Trusted brand and product from a UK based distributor
- Delivered in flatpack



FIRE PROOF



CHEMICAL RESISTANT



ANTI CORROSION



Galvanised metal wire mesh shelves utilise our FastLok Boltless Assembly System to offer this range of RB Boss Outdoor Wire Mesh Shelving, which is durable, versatile and built to withstand the elements.

The galvanised metal construction of our Outdoor Units offers rust resistance and corrosion, to ensure integrity when used in the most extreme of conditions and in a large variety of environments such as salty coastal areas with high humidity.

SKU	Unit Type	Size (mm)	Levels	Weight per Shelf*	Finish	RRP (£)
13798	Outdoor Boltless Wire Mesh Unit	1600x750x350	4	175 Kg	Powdercoated	80.00
13797	Outdoor Boltless Wire Mesh Unit	1600x750x350	4	175 kg	Galvanised	85.00
13794	Outdoor Boltless Wire Mesh Unit	1800x900x450	5	200 kg	Powdercoated	99.00
13795	Outdoor Boltless Wire Mesh Unit	1800x900x450	5	200 kg	Galvanised	109.00

Decorative Shelf Brackets



Our Decorative Shelf Brackets offer a traditional and contemporary shelving bracket solution that can be combined with almost any shelf board to provide a stylish yet functional storage solution for your home or office. Our Decorative Shelving Bracket range consists of Arc Brackets, Step Brackets, Cove Brackets and many more in Black, Brushed Brass, Silver, Chrome and White scratch resistant powder coated finishes.

All of our brackets and storage systems are nationally distributed and are held by leading retailers.



Decorative Shelf Brackets



This traditional and contemporary **arc shelf bracket** can be combined with any shelf board to create a traditional cottage style wall shelf

Arc Bracket	SKU	Finish	Size	Units per Pack	Unit RRP (£)
	10920-00000	WHITE	230x180mm	4	5.12
	10920-00001	SILVER	230x180mm	4	5.12
	10920-00002	BLACK	230x180mm	4	5.12
	10920-00003	BRUSHED BRASS	230x180mm	4	4.36

This timeless and stylish **cove shelf bracket** can be used with any wooden shelf board to create a traditional cottage style wall shelf

Cove Bracket	SKU	Finish	Size	Units per Pack	Unit RRP (£)
	10921-00000	CHROME PLATED	180x180mm	4	7.69
	10921-00001	SILVER	180x180mm	4	5.12
	10921-00002	WHITE	180x180mm	4	5.12
	10921-00003	BLACK	180x180mm	4	5.12
	10921-00004	BRUSHED BRASS	180x180mm	4	4.36

This traditional and contemporary **step shelf bracket** can be combined with any shelf board to create a traditional cottage style wall shelf

Step Bracket	SKU	Finish	Size	Units per Pack	Unit RRP (£)
	10922-00000	WHITE	230x180mm	4	5.12
	10922-00002	BLACK	230x180mm	4	5.12
	10922-00001	SILVER	230x180mm	4	5.12
	10922-00004	BRUSHED BRASS	230x180mm	4	4.36

Our **ornamental scroll bracket** range provides a decorative and dependable bracket solution to requirements of both domestic indoor and garden settings with a timeless and classic design

Ornamental Scroll Bracket	SKU	Finish	Size	Units per Pack	Unit RRP (£)
	4671-0115-1	WHITE	4x4	10	2.39
	4671-0115-2	BLACK	4x4	10	2.39
	4671-0115-55	GRANITE	4x4	10	2.39
	4671-0155-1	WHITE	6x6	10	2.46
	4671-0155-2	BLACK	6x6	10	2.46
	4671-0155-55	GRANITE	6x6	10	2.46
	4671-0205-1	WHITE	8x8	10	2.68
	4671-0205-2	BLACK	8x8	10	2.68
	4671-0205-55	GRANITE	8x8	10	2.68
	4671-0250-1	WHITE	10x10	10	3.04
	4671-0250-2	BLACK	10x10	10	3.04
	4671-0250-55	GRANITE	10x10	10	3.04

Functional Shelf Brackets



RB UK has been supplying brackets to customers for over 30 years.

Supplied for you in a number of sizes and designed specifically for heavy loads; this is a comprehensive, high performance range of brackets created to perform with style and reliability. RB UK manufactures and supplies a wide variety of functional brackets designed for all practical applications.

All of our brackets and storage systems are nationally distributed and are stocked by leading retailers.



Functional Shelf Brackets



Folding brackets - ideal for use with wooden boards to make a breakfast bar/laptop desk or workstation - ideal where space is limited

Folding Bracket	SKU	Finish	Size	Units per Pack	Unit RRP (£)
	00152300Z*	ZINC PLATED	300mm	2	15.38
	00152400Z*	ZINC PLATED	400mm	2	18.59
	10905-00000	WHITE	280mm	20	7.04
	10905-00002	WHITE	380mm	20	8.97

*These are 3 position folding brackets. The other two SKUs are 2 position brackets which lock in the up or down position.

Industrial Brackets - contemporary loadbearing brackets for the heavier jobs around the home, garage and workplace

Industrial Bracket	SKU	Finish	Size	Units per Pack	Unit RRP (£)
	5341-0300-1	WHITE	295x210mm	10	5.76
	5341-0400-1	WHITE	395x270mm	10	7.69
	5341-0500-1	WHITE	495x330mm	10	8.97

Hi-load Brackets - sturdy and reliable loadbearing brackets for use in the home, garage and workplace

Hi-Load Mitred Bracket	SKU	Finish	Size	Units per Pack	Unit RRP (£)
	5312-0200-1	WHITE	8x8"	10	4.48
	5312-0250-1	WHITE	10x10"	10	5.76
	5312-0300-1	WHITE	12x12"	10	6.40
	5312-0350-1	WHITE	14x14"	10	7.04

Steel Cantilever Brackets - strong and dependable load bearing brackets for use in the home, garage and workplace

Steel Cantilever Bracket	SKU	Finish	Size	Units per Pack	Unit RRP (£)
	10908-00000	WHITE	120x80mm	10	1.16
	10908-00005	WHITE	170x120mm	10	1.54
	10908-00010	WHITE	220x155mm	10	1.93
	10908-00015	WHITE	270x190mm	10	2.70

Create low-cost but sturdy shelving solutions with our dependable **London brackets**. This metal shelf bracket is a functional classic and is made of sturdy sheet metal finished with plush powder coating.

London Bracket	SKU	Finish	Size	Units per Pack	Unit RRP (£)
	9450-0034-1	WHITE	100x75	20	0.41
	9450-0045-1	WHITE	125x100	20	0.50
	9450-0056-1	WHITE	150x125	20	0.62
	9450-0068-1	WHITE	200x150	20	0.85
	9450-0810-1	WHITE	250x200	20	1.19
	9450-1012-1	WHITE	300x250	20	1.54
	9450-1214-1	WHITE	350x300	20	1.96
	9450-0034-0	GREY	100x75	20	0.41
	9450-0045-0	GREY	125x100	20	0.50
	9450-0056-0	GREY	150x125	20	0.62
	9450-0068-0	GREY	200x150	20	0.85
	9450-0810-0	GREY	250x200	20	1.19
	9450-1012-0	GREY	300x250	20	1.54
	9450-1214-0	GREY	350x300	20	1.96

Did you know that we also supply shopfittings?



- **Our 50mm pitch shelving system is compatible with all other 50mm pitch systems across the UK**
- **High quality product used by a number of retailers and shopfitters**
- **Superior powdercoated finish available in any RAL colour**
- **Manufactured to a high standard with highly competitive pricing**
- **We also offer a wide range of display units, fittings and accessories**
- **Please contact william.richards@rbuk.co.uk for all enquiries**







RB UK
Hardware

Part of Nautilus Designs

www.rbuk.co.uk

SHELVING & STORAGE 2023



Nautilus[®]

Designs

www.nautilusdesigns.co.uk

FURNITURE 2023